


Lighting

Guide

Dear valued
partner,
dear lighting
enthusiast,



What's
new and
improved
in 2022



Introduction

2

What's new in 2022

4

Product overview

8

About us

10

Our values

14

Technologies

22

Products

54

Choose your
LV lumen output

174

Custom Made

184

Dimmer list

188

Downlights (mini)

			
Strada 35 54	Strada 50 56	Fluxe 35 58	Fluxe 50 60
			
Linea 68 adj 62	Pointer 40 66	Pointer 68 68	Pointer 68 adj 70




Downlights (small)

						
Strada 68 72	Strada 75 74	Strada 90 76	Fluxe 75 78	Fluxe 90 80	Fabio 75 82	Linea 75 84
						
Fido 98 88	Fido 108 94					

Downlights (large)

					
Strada 100 96	Strada 150 98	Strada 185 100	Fluxe 185 102		
					
Linea 120 104	Linea 185 106	Linea DS-FS 120 108	Linea DS-F 150 112	Linea DS-FX 185 114	Linea DS-A 195 116

Sensor equipped downlights

				
SensorLinea 75 120	SensorStrada 75 122	SensorFido 98 124	SensorFido CL 105 126	SensorVector CL 100 128

Ceiling lights

NEW



Fido CL 105
132



Vector CL 100
134



Cylinder CL 100
136



Vector CL 145
138



Vector CL 235
142



Cylinder CL 235
144

Wall lights

NEW



Fido WL 105
148

Trackspots



Odion XS
152



Odion XL
154



Linea AS-XS
156

Recessed for modular ceilings



Linezza
160



Linezza Air
164



LED panel 595x595
166

Eyeleds



Multi Round / Square
168



Powereye 180 / 360
168



Outdoor Pro
168

Accessories



Correction
rings
172



Anti-glare
ring
173



Dimmable central
PSU CC (mA)
178



Plug & play
cables
179



Track system
accessories
180



Emergency
pack
182

Shine a different light on your lighting challenge

With 50 years of knowledge and experience within the lighting industry, we have grown into a leading international manufacturer of high-quality LED lighting products and solutions. It is, therefore, no coincidence that an increasingly large group of customers choose lighting products from our collection for their projects.

Whether it concerns the perfect illumination of products in a showroom, good lighting for a meeting room, or realizing a well-lit, safe entrance to a hospital. Our varied collection of more than 10,000 lighting products gives a completely new perspective on what is possible with light. Get inspired by our catalogue or view our collection. Would you like some free advice about the best lighting solution for your project? Or are you curious about the possibilities of a customized lighting plan? Contact one of our team members, we are more than happy to help!

Our sales department is always at your service for any questions or for support.

sales@illuxtron.com
+31 (0)85 773 63 60

Illuxtron International BV
Mercuriusweg 19
4382 NC Vlissingen
The Netherlands





We keep a close eye on global lighting trends. We aim to stay ahead of our competitors by continuously improving our products as well as launching totally innovative lighting solutions. At the same time we focus on ease of installation and user-friendliness. Before launching new products, we test them extensively in our laboratory. Our technical advisers and engineers determine whether the products or product improvements meet our high quality requirements. The benefit to our clients is our low product failure rate of under 0.5%.

We produce our materials using our self-designed moulds. We take due care every day to offer the highest possible quality. Multiple visual checks and 30-minute operational tests ensure the reliability and quality that our clients count on. Our production engineers closely supervise the production process in our production facilities, enabling us to guarantee quality and to offer a 7-year warranty* on our products.

This is what makes Illuxtron International a reliable partner for any LED project.

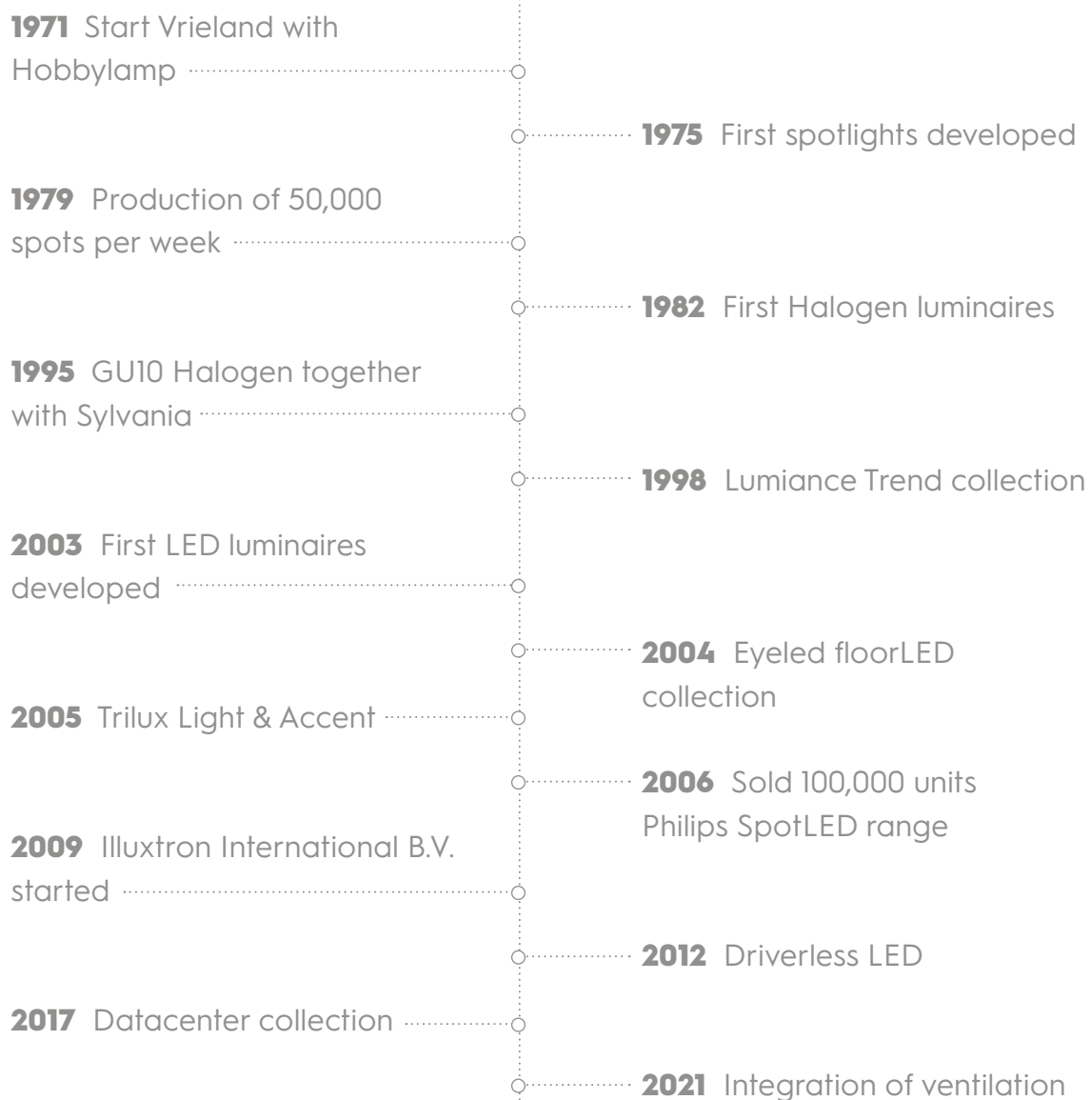
*Except voor Eyeleds (5 year) and Emergency Pack batteries (2 year).
Please read our warranty conditions for more information.



All Illuxtron products are manufactured in the Netherlands, enabling us to monitor the production process closely. We strive to produce technically outstanding products that cause minimal damage to the environment.

The world of LED technology holds no secrets for the Illuxtron International team. We bring together the best qualities at a global level. Our designs and accompanying technologies are outlined and drawn by our R&D department. Our A-brand partners, with whom we maintain regular contact, then manufacture our materials. Of course, we always make sure we meet European quality standards. Finally, all luminaires are assembled and inspected in our manufacturing facilities. This approach results in a cost-effective manufacturing process that maintains high quality.

50 years of History



Timeline

Quinten sr.



Quinten jr.



Characteristic products



1971

→ Hobbylamp

Later followed by a magnifier version
Sold more than 1,000,000 pcs



1974

→ Stekkerspot

Luminaire to plug in a wallsocket



1978

→ Clampspot E14


Followed by a range of ceilingspots
Production of 50,000 units per week



1981

→ Sweazy

Tablelamp E14



1984

→ Gallo

Halogen table lamp G4



1985

→ Quattro

Halogen spot AR50



1987

→ Xantippe

Design by Ad van Berlo



1999

→ Frame

GU10 spot developed for
commercial market



2003

→ Eyeleds

6.5mm floorLED to build in
different flooring materials



2005

→ SpotLED

First LEDspot in high volume.
Developed for Philips.



2011

→ SensorTune

50mm module with integrated
PIR sensor



2012

→ Fluxe 75

HV driverless downlight



2018

→ Pointer

Antiglare pin hole spot



2021

→ Linessa Air

Antiglare Panel serie
incl. cold or hot air ventilation



2022

→ Fido

Our lighting solutions excel in design and ease of installation, but also in operational reliability and service life. Illuxtron luminaires have an average lifespan of no less than 70,000 burning hours. Compare that with the meager 2000 burning hours of a traditional light bulb. For the average office environment, this means that you can enjoy your Illuxtron fixture for almost 20 years.

Just as you can rely on the excellent quality of our lighting solutions, you can also rely on our people as well. We don't like "fancy talk". What we promise, we do. If a problem should ever arise with your Illuxtron lighting, our team will do everything possible to find the cause and offer you a suitable solution.

Defective products are carefully analyzed by our engineers.

The valuable insights this yields will be used to optimize the product even further. This prevents a similar defect in the future. As a result, we are able to achieve an exceptionally low failure rate of only 0.5%. That equates to 1 in 200 luminaires.

Our lighting products are made from high-quality parts and elements, sourced from renowned suppliers worldwide. We take care of the assembly ourselves at various local sheltered workshops. Finally, each product is subject to one last visual and technical inspection prior to dispatch. You couldn't wish for more certainty when it comes to quality.

Pure family - Fluxe / Cylinder



Fluxe 35



Fluxe 50



Fluxe 75



Fluxe 90



Cylinder 100



Fluxe 185



Reliable as a matter of course

15



Cylinder 235

Sustainable down to the fiber

Design family - Linea



Linea 68 adj



Linea 75



SensorLinea 75



Linea 120



Linea 185



Linea DS-FS 120

We believe it is important to work with respect for people, the environment, and nature. Every day we try to contribute to a better world in various ways. One way we achieve this is by exclusively developing lighting solutions based on energy-efficient LED technology.

Every day, we try to keep the impact on the environment in mind when making choices. We select our suppliers partly on the extent to which they use sustainable materials. Internally, we are doing everything we can to reduce our own carbon footprint even further. This year, our goal is to eliminate the use of packaging plastic completely.

Contributing to a better world starts at the design table. When creating new designs and improving existing products, we are concerned about what will happen to our luminaires at the end of their life span. We strive for a collection that is as circular as possible.



Linea DS-F 150



Linea DS-FX 185



Linea DS-A 195

If there is one aspect that predominates our family business, it is inventiveness. With half a century of experience in developing smart lighting solutions, pure passion for inventiveness is what drives us. It is without a doubt the common thread that runs through our company DNA.

Decades ago, Illuxtron came up with the idea of incorporating LED lighting on floors and other forms of ground cover. The introduction of a built-in motion detector in a lighting spot followed later and we are now working on a product that combines lighting with ventilation.

Whether it concerns the creation of new lighting applications or the substantial reduction of installation time; we try to shed new light on things that others take for granted. This focus on innovation is one of the most important reasons why many of our customers have been loyal to Illuxtron for decades.

Architectural family – Strada / Vector





Inventive based on pure passion



Strada 150



Vector 100



SensorVector 100



Vector 145



Strada 185



Vector 235



Human with
an eye on
each other

Fido family



Fido 98



Fido 108



SensorFido 98



SensorFido CL 105



Fido CL 105

It is our passion to develop and manufacture stylish and reliable lighting products. This is only possible thanks to the commitment and drive of our team. We, therefore, offer them the opportunity to bring out the best in themselves and each other, in order to develop even further.

Starting from the design by our engineers, then on to assembly in our sheltered workshops, and finally the shipping of our products. This exemplifies the way Illuxtron works. After all, only together will we achieve the best result. This vision is also reflected in the way we cooperate with our customers. We firmly believe in partnership. Open, constructive, and with attention. Business certainly revolves around people.



Fido WL 105

Downlights (mini)



Strada 35
56



Strada 50
58



Fluxe 35
60



Fluxe 50
62



Linea 68 adj
68



Pointer 40
72



Pointer 68
74



Pointer 68 adj
76



BARTENBACH

Bartenbach 'Dark Light' technology

TECHNICAL PARTNERSHIP BETWEEN BARTENBACH AND ILLUXTRON INTERNATIONAL

Illuxtron International and Austrian company Bartenbach started a technical partnership in the field of reflector technology in 2015. Prior to developing the new products, our R&D team set out some quality requirements that the products had to meet in terms of lighting technology. Both R&D teams worked on developing "Dark Light" reflectors for our mini downlights, Linessa and the Aviora Panel

REFLECTOR

The reflectors developed in collaboration with Bartenbach feature high-reflection facets that allows us to guarantee high light output. In addition, the reflector's usual facets have extra microfacets that direct the maximum amount of light in the right direction. This enables us to project as much light as possible onto the work surface. All reflectors are fitted with a protective glass that prevents loss of light output due to deposits on the mirror surface.

Features of Bartenbach's Dark Light Technology

- Low UGR levels combined with high light output
- Excellent homogeneity of the light beam, even in combination with various LED colours
- Protection glass to prevent tarnish on the on front glass

**LOW UGR
(UNIFIED GLARE RATING)**

Beam width is usually determined at 50% of the highest lux value in the beam (full width half maximum). However, there is often still a lot of scattered light outside of this beam width that causes annoying glare. For this reason Bartenbach also uses beam angles at 10% value (full width tenth maximum). The Fabio 35 reflector, for example, is 2x18.9° at 50% value (FWHM) and only 2x32.7° at 10% value (FWTM). When we compare this with a standard GU10 halogen bulb of 2x12°, the beam angle at 10% is actually wider than the 2x32.7°. This means that in practice a standard GU10 bulb will cause a lot more glare than the Fabio 35 reflector.



PERFECT LIGHT COLOUR

In addition to the above, the light of all four LEDs contained in the reflector cup is mixed to the limit, creating a light beam without any yellow spots. This is particularly important for versions that use two warm-white and two neutral-white LEDs.

**4W LED ENGINE
EQUIVALENT OF 50W GU10**

By using 4 high power LEDs of the newest generation these tiny downlights emit more light than a traditional 50W GU10 halogen lamp.




BEAM 24°



The beam is initially narrow, but there is a lot of scattered light at the bottom, causing annoying glare.


BEAM 40°



FWHM
(Full width half maximum)
Beam width at 50% of the highest light level is 45°.

FWTM
(Full width tenth maximum)
Beam width at 10% of the highest light level is 65°.

The beam is a bit wider, but there is virtually no scattered light at the bottom.



Pointer series



POINTER SERIES

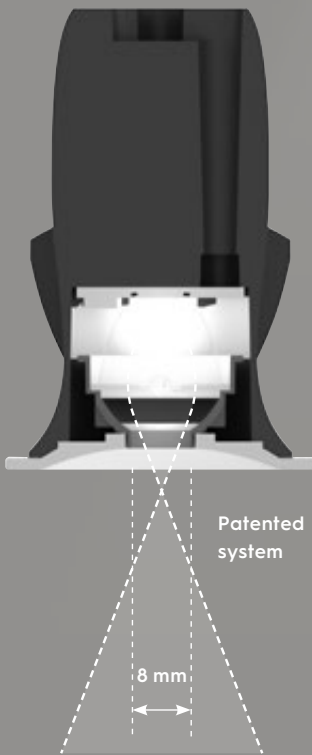
THE NEW SIGNATURE IN ARCHITECTURAL LIGHTING

Let's say you walk into a room that is perfectly lit, but you don't see any light points. That is the new signature in architectural lighting, and it starts with the Illuxtron Pointer Series. 3 new downlights that have unique lenses with zero glare. The light emitting surface is only 8mm in diameter, but still produces between 350 and 650 lumens. This allows for a nearly invisible light experience that gives architects and lighting designers a possibility to present a room like they have never been able before. All the attention goes to the room, not to the glare.


ZERO GLARE LENS

The Pointer series is all about a revolutionary new lens that collimates the beam angle. This means that the beam will be reflected into an hourglass shape. The neck of the hourglass beam angle falls precisely through the opening of the downlight. The beam angle is here at its narrowest and therefore the light emitting surface of the Pointer downlights are only 8mm in diameter.

The lens also gives the possibility for an internal anti-glare ring. This makes for a cleaner design and ultra low UGR values. There is virtually no glare from Pointer downlights, and this gives an almost invisible light experience. The room is perfectly illuminated, but you can't see the light points. This gives a clean and relaxed effect in rooms that are equipped with Pointer downlights.



1. High end aluminum heatsink with a unique elegant design
2. New spring for concrete ceilings
3. PCB with a high power Lumileds Powerleds in 2700, 3000K and 4000K
4. Illuxtron patented optical lens system that makes pin-hole light possible
5. Anti glare cap that ensures no stray light. The total light opening is only 8mm!
6. Sleek front ring in various colours



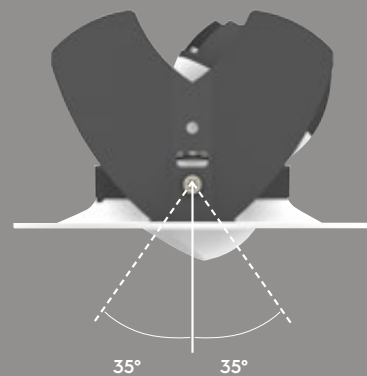
Adjustment option Pointer 68 adj



Plug and play system for 500 and 700 mA drivers. The Pointer series is dimmable.



Adjustment option Pointer 68 adj





Pointer 40, 375 Lm, 35°

Sharp beam angle developed by
Bartenbach where practically all of
the light is within the beam.



Fluxe 75 600Lm 80°
Standard downlight where
a lot of the light spread all
over the room.

Downlights (small)



Strada 75
74



Strada 90
76



Fluxe 75
78



Fluxe 90
80



Fido 98
88



Fido 108
94



Fabio 75
82



Linea 75
84



HV-FD TECHNOLOGY

High Voltage Flickerfree Dimming technology (HV-FD)

FLICKER-FREE; NO STROBO-SCOPIC (FLICKER) EFFECTS

Surveys have linked light flicker to health problems. Even though flicker at these frequencies may not be visible to the naked eye, there is evidence to suggest that the human brain can detect light flicker at frequencies of up to 200Hz. Potential problems can include headaches, eye strain, impaired visual performance, or in extreme cases, epileptic seizures. While the best quality power supplies for low voltage luminaires have a flicker percentage of 1-3%, our High Voltage technology has a flicker percentage of only 0.4%.

FLICKERFREE PATENTED DIMMING TO 0.1%

The minimum and maximum dimming levels are dependent on the quality of the dimmer. With a good quality dimmer, it is possible to achieve/attain a dimming range of 0.1 - 100% (see our dimmer list on pages 188-189). Even at the lowest levels of dimming, our technology is still lower than 2.4% flicker with a negligible flicker index.



The HV-FD technology is perfectly suited to replace Dali cabling with wireless controls, as well as being coupled to a building management system.

Dimming power	100%	75%	50%	25%	10%
Flicker percent	0.4%	2.4%	1.2%	1.4%	1.4%
Flicker index	< 0.01	< 0.01	< 0.01	< 0.01	< 0.01

LOW INRUSH CURRENTS


While most power supplies have a high inrush current (e.g. >5 Amps), our high voltage solution has a maximum of 100 mA (incl. soft-start). With this low (almost negligible) inrush current, the number of luminaires per group, or per dimmer, is no longer determined by the inrush current but rather by the VA rating of that group or dimmer. E.g. a group protected by a B16 circuit breaker has an acceptable VA value of 3600VA. So this group can handle $3600/10 = 360$ luminaires.

4KV SURGE PROTECTION

It is often necessary to protect the electronic components against high voltage spikes (surges) from the mains. These can be caused by switching inductive loads near the luminaires or by atmospheric discharges such as lightning strikes.

EASY INSTALLATION

Each downlight is supplied with a 3-Pole connection box for screw-less looping of H03 or H05 cabling.



HV-FD 600 LM (2200-3000K)

- Protection circuit against voltage peaks (4000V)
- 220-240V input
- Multi junction LEDs
- Highly reliable because there are mainly active electronic parts in the circuit
- Flicker control circuit
- IC to reduce flicker

FLICKERFREE PERFECT FOR VIDEO SHOTS

It's important to have little to no flicker effects when recording video, where the images are cut with several black lines and it is not possible to shoot the video properly.



FLICKERFREE RCS PROOF

Our past experience has shown us that ripple control signals (RCS) sent over the electricity grid (e.g. for load switching or tariff switching), can cause an annoying flickering of the HV downlights. Our new patented Flicker-free dimmable (FD) technology is not affected by this kind of signal.

WARM DIM VERSION AVAILABLE

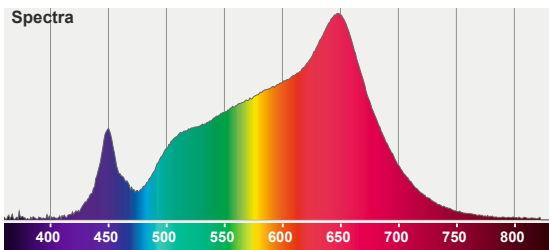
100%	brightness	3000K	
50%	brightness	2900K	
25%	brightness	2700K	
10%	brightness	2200K	

When dimming the light down, the light becomes warmer just like an incandescent lamp.



LV TECHNOLOGY

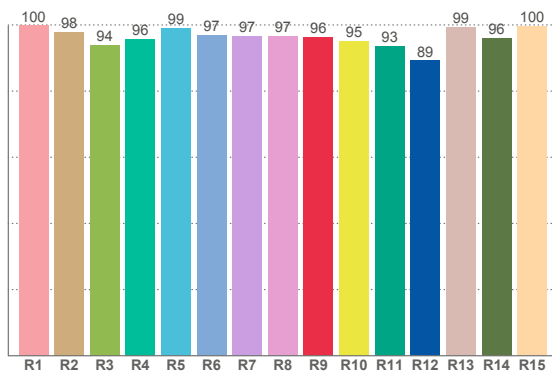
Low Voltage technology (LV)



HIGH EFFICIENT CRI 97

The new CRI standard is comparable to Sunlike and Xicato but with greater efficiency. The colourpoints of the LEDs stay on the black body line and are optimized according to the new TM30 standard where saturation, red value (R9) and skin tone colours are taken into account.

CRI: 97.0 (R1-R8)



CCT	CRI	CRI R9	TM30 Rf	TM30 Rg	CQS
3000 K	97.0	96.2	95.0	103.3	95.1



LV 1250 LM

COB module

Wide variety of LEDs available, see page 36.

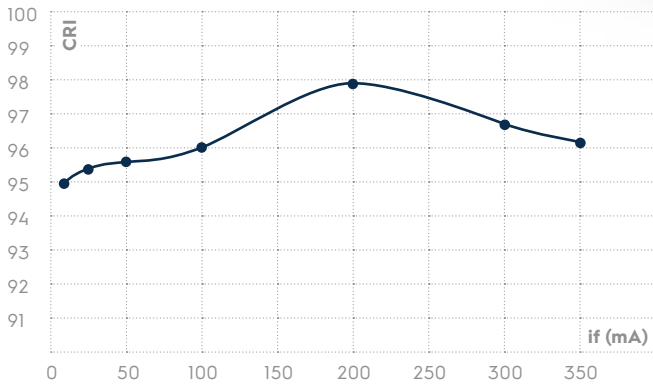
DIM TO WARM 1800-3000K

Create the ideal ambiance for restaurants and other hospitality venues by dimming the LEDs with any kind of control.

100%	brightness	3000K	
50%	brightness	2650K	
25%	brightness	2200K	
10%	brightness	1800K	



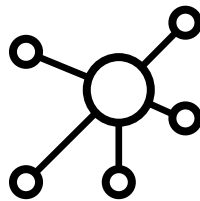
CRI VERSUS CURRENT




Over the entire dimming curve, the CRI stays very high.

WIRELESS MESH NETWORK

As well as Bluetooth Low Energy, the Casambi technology provides a mesh network where the intelligence of the system is replicated in every node. This creates a system with no single point of failure. Such self-organizing, wireless mesh networks can control a large number of fixtures from any point. This also allows for firmware updates over a network, allowing any kind of changes to be made over-the-air. In this kind of fully distributed and symmetric architecture, any unit can go offline and catch up from the others when they return back online. The Casambi devices are smart on their own and only connect when needed. An Internet connection is not necessary for normal operation; it is only needed for user interface configurations to be sent or recalled from the cloud.



CASAMBI



CURION
CRI97



CURION
CRI80





Low Voltage - Tuneable White technology (LV-TW)

HUMAN CENTRIC LIGHTING HIGH-END LIGHTING DESIGN SOLUTION

Natural light changes colour throughout the day - from a morning sunrise glow, to a bright midday sun, then to a rich warm sunset. We have the technology to change the colour of the artificial light in our homes.


The human biological clock is closely tied to the day/night cycle of the Earth - circadian rhythm, and is pivotal for our body's release of various hormones including melatonin that regulates sleep, and cortisol for healing. We know that light has a significant influence on the human biological clock and our health.

As much as technology can benefit us, it can also disrupt our natural biological clock. We have too little of the right type of light during the day, and too much of the wrong type of light at night. Exposure to televisions, LED lights, computer screens, and mobile devices that emit blue (cool) light at night can disrupt our biological clock, delaying the natural sleep pattern.



LV-TW 1250LM 2700-6500K

- High light output
(6500K : 1250 Lm / 2700K : 1000 Lm)
- 110 Lm/W (only 11.4W per channel)
- High CRI (6500K : CRI85 / 2700K : CRI94)
- Dimmable with Dali 8 or Casambi
- 350mA
- Mix of Chip Scale Package LEDs

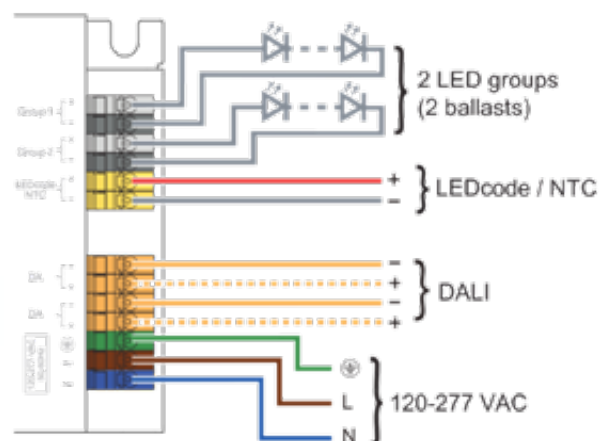


A human centric lighting system can also manipulate artificial light. When we require higher levels of concentration and alertness, we can adjust the colour temperature to provide a cool light. When we want to relax or create a calmer environment, we can adjust the colour temperature to provide a warmer light.

Lighting and control technologies have evolved to provide better user experiences. With careful consideration and expert consultation, light can be more organic and integrate better in our smart homes to provide greater levels of comfort.



Control protocol: DALI-8



LUXEON Stylist Series

STYLIST SERIES

Downlights (small) - Max. driver setting 350 mA



Strada 68
72



Strada 75
74



Strada 90
76



Fluxe 75
78



Fluxe 90
80



Fabio 75
82



Linea 75
84

Max. driver setting 500 mA



Linea 120
104



Vector CL 145
138

Max. 650 mA



Linea 185
106

Downlights (large) - Max. driver setting 1400 mA



Strada 100
96



Strada 150
98



Strada 185
100



Fluxe 185
102

Max. driver setting 500 mA



Vector CL 235
142



Cylinder CL 235
144



Linea DS-FS
108



Linea DS-F
112



Linea DS-FX
114



Linea DS-A
116

Trackspots - Max. 700 mA



Odion XS
152




Linea AS-XS
156

Max. 1400 mA



Odion XL
154



Special LUXEON Stylist Series LEDs

	CCT	CRI	R9	Rf	Rg	R15	TLCI	Downlights small		Downlights large		Downlights large		Item code
								mA	Lm	mA	Lm	mA	Lm	
CRI80	2700K	82	5	82	92	75	69	350	1550	700	2900	1200	4800	51-4028-27-1
CRI80	3000K	82	5	81	93	75	66	350	1625	700	3000	1200	5000	51-4028-30-1
CRI80	4000K	82	5	81	93	74	66	350	1700	700	3400	1200	5700	51-4028-40-1
CRI97	2700K	97	93	96	103	99	97	350	1150	800	x	1400	x	50-3031-27
CRI97	3000K	97	96	95	103	100	97	350	1250	800	2500	1400	3750	50-3031-30
CRI97	4000K	97	96	95	103	100	97	350	1350	800	x	1400	x	50-3031-40
CrispWhite	3000K	90	61	87	102	89	83	350	780	900	2300	1400	3550	51-4029-30
CrispColor	4000K	95	96	90	101	95	96	350	1050	900	2700	1400	4700	51-4051-40
Red Meat	1800K	82	81	77	119	95	60	350	515	900	1750	1400	2350	51-4042-00
Bread & Pastries	2700K	92	54	89	96	86	91	350	770	900	2600	1400	3500	51-4045-00



Fashion Retail

LEDs generating brighter whites and vivid, saturated colours that ensure clothing looks its absolute best.



Restaurants

LEDs that create the perfect atmosphere by improving restaurant ambiance, enhancing the dining experience, and reinforcing image and brand.

LUXEON STYLIST SERIES!

LEDs from the LUXEON Stylist Series are specially developed for shops specialised in fashion or fresh food, and for restaurants. Ask our sales department about the possibilities.

NEW STANDARDS REQUIRE NEW LEDS

TM-30 (new colour norm): The Illuminating Engineering Society (IES) has published a new Technical Memorandum – TM-30-15 entitled “IES Method for Evaluating Light Source Colour Rendition” – that promises to supplant CRI as a colour metric. TM-30 relies on separate fidelity and gamut metrics, as well as a set of colour samples that is more representative of real-world objects, as opposed to the pastel samples that were primarily used for the baseline CRI metric that was sometimes called Ra. The new colour metric is intended to fairly and accurately characterize both LED-based solid-state lighting (SSL) and legacy sources.

More saturation makes it easier to discriminate between colours and improves appearance of objects with fine patterns of several colours.

TLCI (TELEVISION LIGHTING CONSISTENCY INDEX)

TLCI predicts how the light will appear on camera (photo and video). Studies have shown the lighting industry colour rendering index (CRI) to be inappropriate for television because of the floating white point. TLCI mimics a complete television camera and display, using only those specific features of cameras and displays which affect colour performance. The TLCI is calculated using software rather than real television hardware. The only hardware that is required is a spectroradiometer to measure the spectral power distribution of the test luminaire, and a computer on which to run the software analysis program to perform the calculations. A light source with a high TLCI score enables important cost savings for the user as there is no colour correction needed in post-production.



CRISPCOLOR TECHNOLOGY™

In the world of retail, appearance is everything. Whether it's an exclusive boutique or a global chain, the importance of lighting and its impact on shoppers cannot be overstated. That's why LUXEON Stylist Series LEDs for fashion retail produce brighter whites and vivid, saturated colours that help ensure merchandise is seen in the best possible light. By utilizing CrispColor Technology,™ which is designed to be used in place of halogen and incandescent lighting, and CrispWhite Technology, which replaces traditional Ceramic Metal Halide, the LUXEON Stylist Series delivers groundbreaking illumination that stops shoppers in their tracks.

CRISPWHITE TECHNOLOGY™

Only LEDs with deep blue content activate Fluorescent Whitening Agents (FWAs) and nearly all fabrics, clothes and paints have

these whitening agents.


CrispWhite spectrum is especially activated in materials containing active FWAs, allowing products to appear brighter and more attractive. The UV & Violet spectrum activates the FWAs. Lumileds CrispWhite Technology has a double-peak patented technology in the Violet Spectrum that is able to stimulate the FWAs without the risk of photo-biological safety that happens when using UV.

FRESHFOCUS TECHNOLOGY™


FreshFocus Technology™ accentuates the freshness of a variety of fresh foods. Retailers know that the fresh food areas are "the reason why" customers come to their shops. Optimizing the saturation of the most dominant colour in fresh produce leads to higher sales of those products. Research shows that food waste can cost up to 4% of retailers' revenue, the meat area being one of the most concerned areas. Shoppers "buy" with their eyes.

The right LEDs can bring out reds for greater visual appeal to meat; increase the appetite appeal of bread and pastries. Plus, LED lighting saves energy, reduces stress on the environment and, without IR and without UV, help to keep the products fresh longer.





More saturation makes it easier to discriminate between colours and improves appearance of objects with fine patterns of several colours.



ILLUXTRON'S 2-CHANNEL LED PANELS ARE PERFECT FOR HCL

Nowadays it is very easy to create a Human Centric Lighting system without the need of complicated Dali equipment. The LED panels and downlights made by Illuxtron

can be equipped with a 2 channel Eldoled / Casambi driver of 2x25W. An essential part of the HCL principle is to double or triple the normal light output between 9 and 10 o'clock and our panels with a lumen output of about 7000Lm are perfectly suited for that.

The proven advantages of HCL are:

- Being able to sleep better at night (fewer diseases and reduces depression)
 - Better memory and concentration, fewer errors
 - Being more creative
 - Special HCL cycle for working during the night
 - Reduces ADHD
 - Better sports achievements
- Just download the free Casambi app and you are ready to go.

INNER DIFFUSER

The first diffuser located inside the LED panel makes sure that the light is smoothly and evenly projected. Even when set at low light output or dimmed, the light will spread evenly.


LED POSITIONING

Illuxtron LED panels are designed as a 'back lighting' solution: multiple LED boards are symmetrically positioned across the panel's entire surface. This creates optimum heat dissipation, with its ensuing positive effect on efficacy. Our efficacy rate of more than 160 Lm/W makes us the market leader. Even more importantly, it increases the lifespan and reliability of the panels.

HCL LED panels

Features and benefits


- The LEDs are optimally placed in the luminaire, which guarantees a longer lifespan
- The diffusers have been designed to ensure UGR values of less than 19 (max. 3950 Lm)
- Guaranteed colour consistency due to 3-Step MacAdam
- Excellent dimming performance to 10%
- IP44 rating
- LED panel 1195x295 available on request



595 x 595 mm

OUTER DIFFUSER

The second diffuser is meant to reduce glare. This is ideal for office spaces. The diffuser's pyramid model is specially designed to ensure the panel's UGR rating is as low as possible.



HIGH QUALITY FIXTURE

The metal fixture construction is manufactured in Europe in fully automated production lines. This results in extremely low material tolerances and prevents defects. Our fixtures are sprayed with a Dupont epoxy powder coating which ensures that even after prolonged use there is no visible discolouring.

HEAT DISSIPATION

You would want the panel to still produce sufficient light after years of use. Due to their positioning in the back of the housing, the LEDs are optimally cooled and even after 70,000 operating hours you will notice no difference in light output. So if you want an installation that is problem free for many years, a “back lighting” solution is your choice.



LEDpanel
3550Lm (27.5W)

495 LUX

3023 Panel	UGR	2.80 m	Lx/W
550mA 3250Lm (27.5W)	18.3	495 Lx	18.0
1050mA 6500Lm (56.1W)	20.4	905 Lx	16.1

Lite-Licht T5 EPXS	UGR	2.80 m	Lx/W
4x18W 3626 Lm (84.0W)	17.2	522 Lx	6.2



Linessa 2L
3300Lm (23.8W)

Bartenbach 'Dark Light' Technology

No glare


25% more efficient vs LED panel

78% more efficient vs 4x18W TL



3DC3 Linessa 2L	UGR	2.80 m	Lx/W
500mA 3300Lm (23.8W)	13.8	659 Lx	27.7
700mA 4550Lm (33.6W)	14.9	909 Lx	27.1

Lite-Licht T5 EPXS	UGR	2.80 m	Lx/W
4x18W 3626 Lm (84.0W)	17.2	522 Lx	6.2



health
and wellbeing
@work


Linessa

Excellent office lighting

LINESSA


SUSTAINABILITY

Less is more. Or in the case of Linessa: Making technical innovation affordable by clever product design. The end result is a lighting panel that only has 7 parts and no glue, screws or tape. Linessa has a very minimalist design. At the end of life it is very easy to take the product apart or implement a new LED module. In this scenario we minimize the waste of materials, keeping it as low as possible. Compare this to hazardous fluorescent lamps that need to be replaced frequently.

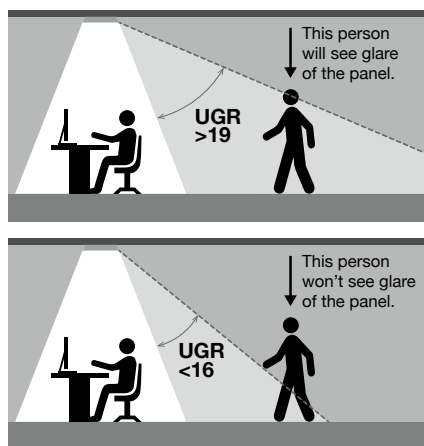


BARTENBACH DARKLIGHT TECHNOLOGY - UGR11

Normal diffuser panels distribute light in all directions and create a lot of glare. The Bartenbach Institute helped us to develop special reflector cups that ensure all of the light is reflected in ways that you need. Less glare in an office means less mistakes, less headaches and greater wellbeing for your employees.



Each Aviora Reflector has 920 different facets for optimum beam control.



NO MULTI SHADOWS

As soon as you try to focus light onto an object with multiple reflectors there will be an annoying multi shadow effect. By using 10 times more reflector cups than normal this effect will disappear.

LESS LIGHT PRESSURE

Existing LED reflector technology panels have low glare, but were uncomfortable to work under. By adding more reflector cups we managed to achieve the best comfort available in any LED panel on the market. The pressure from the LEDs is divided by an enormous amount of LEDs.

BESPOKE VERSIONS

The metal plate can be easily changed to different dimensions. It is even possible to integrate a sensor into the plate or air sleeves for ventilation.

BEST IN CLASS LUX/WATT


The normal amount of lux for an office desk is around 500Lux. With the Linessa series this can be achieved with less energy. Compared to a normal diffuser LED panel of 25-40W it saves 25-40%.

** If compared to a 4x18W fluorescent luminaire with 84W, it saves an incredible 78%.*




Linessa 2L 595x595 with integrated Helvar ActiveAhead sensor.

Helvar



Features and benefits

- Application of Bartenbach's special Dark Light Technology with ultra-low UGR rating.
- Ideal for office applications
- Extremely low wattage for necessary lux level



LINESA AIR


Linesa Air

Lighting with integrated ventilation

A unique combination of both lighting product and a ventilation system, which results in a clean ceiling design. OrangeClimate and Illuxtron International collaborated in such a way that both their best products fit seamlessly together.

Features and benefits

- Comfortable Airflow
- Suitable for every system
- No irritating glare
- Highest Lumen / Watt
- Homogeneous light pattern
- Designed and produced in the Netherlands
- Patented design
- 7 years warranty






Before, with separate air ventilation and lighting



After, with Linessa Air and integrated ventilation.

APPLICATION EXAMPLE

The ventilation can be spread over additional units to avoid an unwanted airflow. Each luminaire can either be used for blowing air in the room or to let the air escape from the room.



TCI

Reliable compact driver range

MULTI CURRENT OPTION

By manually changing the dipswitch settings on the driver it is possible to lower current to the LEDs. This can be used if you want to extend the lifetime of the system or in case the light is too bright.

VIDEO/PHOTO PROOF

Lighting with a low flicker index is essential in areas where photo and film cameras are used. Flickering light has a negative effect on the quality of pictures and film footage.

POWER-SURGE PROTECTION

Most TCI drivers are protected against power surges of up to 4 kV. This is considerably above the 1 kV norm. Many LEDs are protected up to 500 V. The surge protection in TCI drivers results in an extremely low defect percentage of 0.2%.

SAFETY AND SECURITY

- Protected against power surges in the electricity network
- Protected against extreme heat
- Protected against overload

RIPPLE FREE

TCI LED drivers are fitted with a multi-stage circuit to provide the LEDs with a perfect current (pure direct current). Low-quality drivers with a high ripple factor can cause health problems including headache, eye strain, impaired vision or, in extreme cases, even epileptic seizure.

Power supply units

**Features and benefits**

- Surge protection up to 4 kV
- Various dimming options (1-10 V & Push, DALI, Triac, Casambi)
- Multiple currents through Dip-Switch settings
- Low operating temperature
- Maximum heat-sink temperature remains below 70°C
- Can be connected to a central battery system 220-240V DC
- Manufactured in Europe
- ENEC/EMC compliant
- Strain relief in accordance with European safety standards
- Active power-factor correction
- Highest-quality (A-brand) electronic components

CASAMBI



eldoLED

Used by high-end lighting designers

HYBRID DIMMING

eldoLED uses a technology called Hybrid Hydra Drive, an advanced type of hybrid dimming that varies the LED current, duty cycle and frequency on a small current range. This offers the best dimming regulation at deep dimming levels, high frequency operation (mixing frequencies between 1KHz and 20KHz), low noise generation, reduced colour shift during dimming and no flicker.

LIGHTSHAPE COLOR SCIENCE

eldoLED LightShape technology takes the complexity out of dynamic white lighting and enables the creation of dynamic white lighting with standard controls, standard drivers and standard LED modules. LightShape lets you set up a smart relationship between the control input and LED outputs, enabling lighting applications such as "Dim to Warm" and "Tuneable White" using standard controls.

WIRELESS TUNABLE WHITE CONTROL

eldoLED offers wireless lighting controls and Bluetooth low energy beaconing from a compact radio. eldoLED's BLE radio's LEDcode2 connection allows for easy, two wire digital integration with most eldoLED drivers. Combined with a digital luminaire system this provides the perfect combination of drive technology and wireless control.

APPLICATIONS WHERE FLICKER CAN BE AN ISSUE



Offices



Industrial spaces



Hospitals



Classrooms

EXTREMELY LOW FLICKER

eldoLED believes the IEEE-P1789 standard and the diagram associated with it are great tools to compare drivers with respect to flicker. We suggest the following for the specification of LED drivers, which is considered the recommended practice:

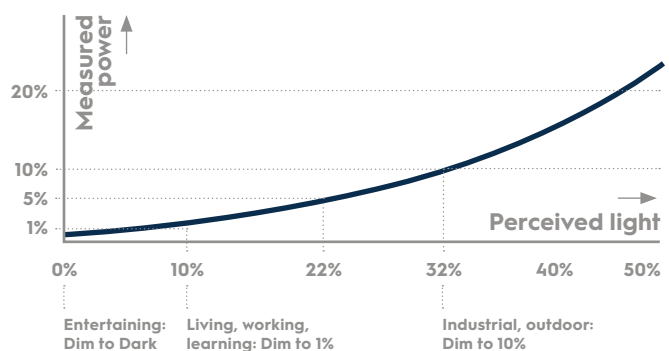
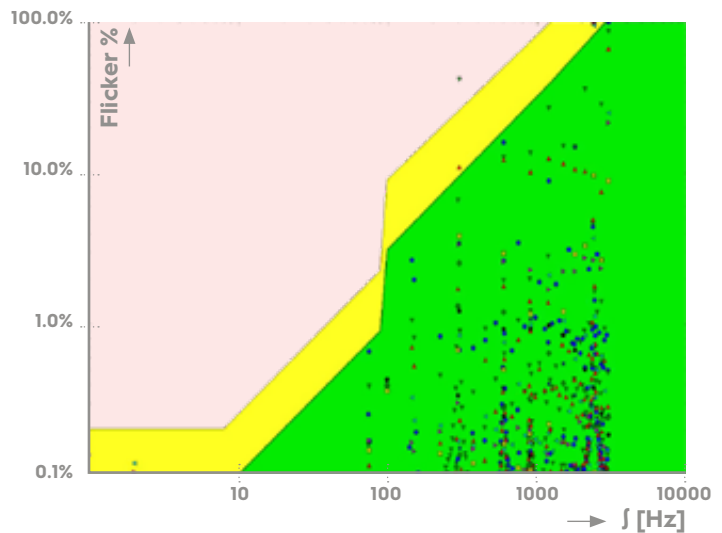
"LED drivers shall conform to IEEE-P1789 standards. Systems that do not meet IEEE-P1789 will not be considered."

SMOOTH DEEP DIMMING

In order to come close to what we as human beings perceive as Natural Dimming, high-quality LED lighting should:

- be able to dim to dark
- have no flicker* even when increasing or decreasing brightness
- allow smooth changes in brightness
- have adaptable dimming curves
- allow you to set a minimum dimming level
- feature dynamic behaviour

*eldoLED follows the recommended practice brought forward by the IEEE-1789 to mitigate flicker-induced health risks to viewers.



Entertaining: Dim to Dark Living, working, learning: Dim to 1% Industrial, outdoor: Dim to 10%



Sensor technology

MOTION DETECTOR

Our luminaires with integrated motion detectors are best installed in smaller spaces that require a single light source, such as toilets and corridors. The luminaire is independently controlled and therefore cannot be used in a 'master/slave' combination.

COMPLEX SOFTWARE

Whether a sensor that is integrated into a luminaire functions well, depends on temperature differences within electronic circuits, harmonic interference, power surges, and inrush current from other devices, to name just a few possibilities. All these factors have been taken into account by the complex software, ensuring that the sensor functions correctly.

QUAD PIR SENSOR

Both the sensor and lens are manufactured of advanced electronic materials. The sensor is a Quad type, which is used exclusively in spaces where sensitivity and reliability are essential.

INSTALLATION APPLICATIONS

Sensor-fitted luminaires can be installed in toilets, corridors, storage spaces, garages, barns, and under front- or back-door canopies or glass awnings.

Features and benefits

- Luminaires with integrated (PIR) motion sensors
- Reliable under all conditions

Illuxtron downlights can be assembled using different kinds of springs. The three different versions are CS, WS and GS. The datasheet will explain which type of ceiling material you can use with each spring.

CS SPRINGS (CONCRETE SPRINGS)


CS springs (except Pointer series) can be used in almost any type of ceiling. Support plates should definitely be used when mounting big downlights in soft mineral ceilings. The spring's slightly bent edge prevents the ceiling material from getting damaged. We recommend making the hole in the ceiling material 10 mm wider than the specified cutout diameter (assuming this doesn't exceed the maximum diameter).



Installation: Springs

WS SPRINGS (WIRE SPRINGS)

WS springs are traditional springs that are eminently suited for soft ceiling tiles in combination with support plates (that cannot be taken out of the ceiling). WS springs are not suitable for concrete ceilings and soft ceiling tiles without support plates.



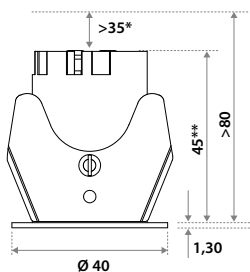
GS SPRINGS (GYPROC SPRINGS)

GS springs are ideally suited for quick mounting in hard ceiling tiles without support plates. GS springs do normally come with (larger) Linea luminaires only. Turning the luminaire anti-clockwise fixes it extra tightly in the tile.




Strada 35

DIMENSIONS



- * This distance is necessary because of the height of the connection box (80 mm). For purely heat reasons just 5 mm is sufficient.
- ** For WS springs this dimension is 60 mm


Incl. PSU No dim ¹ (100-240V)



- ¹ DALI version on request (this requires a recess depth of 100 mm).

Incl. conn.box (500mA)*

For installation to a central power supply.



SPECIFICATIONS

Beam angle (FWHM)	40° (65° FWTM)
Fixture material	Housing: Die cast aluminium Reflector glass: Polycarbonate
Environment	Indoor
IP rate	IP20 / IP44
IK rate	IK03
Operating temperature (Ta)	-20°C / +45°C
Safety marks	EN60598 / EN62031 / EN62471
EMC compliance	EN55015
Colour consistency (SDCM)	MacAdam step 3
Warranty	7 years

This luminaire contains built-in LED lamps.

There are no exchangeable parts inside the luminaire.

EU 874/2012

*See page 178 for more information about power supplies.



Using CS springs: Ø 35 mm.
Thickness ceiling 5-80 mm
& recess depth 80 mm.



Using WS springs: Ø 36 mm.
Thickness ceiling 1-50 mm
& recess depth 80 mm.

Only when the product is installed in a closed ceiling may it be exposed to water splashes, and only on its front side.



ITEM SPECIFICATIONS

See pricelist 2022 page 4

Description	Item code	Input	Vf	W per lamp	Lm/W	CRI (typ.)	UGR	Pf	Safety class
Strada 35 LV 475Lm 2700K No dim	851903XX0102	100-240V	x	6.6	72	82	15.0	0.6	II
Strada 35 LV 500Lm 3000K No dim	851903XX7202	100-240V	x	6.6	76	82	15.2	0.6	II
Strada 35 LV 525Lm 4000K No dim	851903XX0202	100-240V	x	6.6	80	82	15.4	0.6	II
Strada 35 LV-C 500mA 475Lm 2700K Dim	851903XX01E2	500mA	11.9	5.7	83	82	15.0	x	III
Strada 35 LV-C 500mA 500Lm 3000K Dim	851903XX72E2	500mA	11.9	5.7	88	82	15.2	x	III
Strada 35 LV-C 500mA 525Lm 4000K Dim	851903XX02E2	500mA	11.9	5.7	92	82	15.4	x	III

All values are measured at 230V (+/- 7%).



DOWNLIGHTS (MINI)

STRADA 50




COLOURS



Matt black
RAL 9005



Matt white
RAL 9016



Housing/ Reflector ring	Item code	Housing/ Reflector ring	Item code
White/Gold	XX=61	Black/Gold	XX=71
White/Silver	XX=63	Black/Silver	XX=74
White/Black	XX=62	Black/Black	XX=72
White/White	XX=65	Black/White	XX=76

SPRINGS

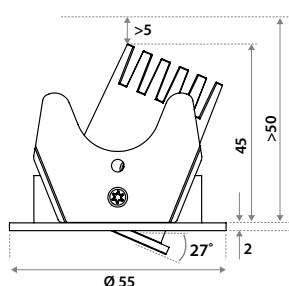


Standard with CS springs
(concrete/gyproc). Also
available as above with
WS springs (gyproc/
metal).

ADJUSTABLE

Strada 50

DIMENSIONS




Incl. PSU (220-240V)

PSU TCI I27042 Triac dim 102x38x21 mm
PSU TCI I27576 Dali 147x44x22 mm



Incl. conn.box (500mA)*

For installation to a central power supply.



SPECIFICATIONS

Beam angle (FWHM)	40° (65° FWTM)
Fixture material	Housing: Die cast aluminium Reflector glass: Polycarbonate
Environment	Indoor
IP rate	IP20
IK rate	IK03
Operating temperature (Ta)	-20°C / +45°C
Safety marks	EN60598 / EN62031 / EN62471
EMC compliance	EN55015
Colour consistency (SDCM)	MacAdam step 3
Warranty	7 years

This luminaire contains built-in LED lamps.

There are no exchangeable parts inside the luminaire.

EU 874/2012

*See page 178 for more information about power supplies.



Using CS springs: Ø 50 mm.
Thickness ceiling 5-50 mm
& recess depth 50 mm.



Using WS springs: Ø 50 mm.
Thickness ceiling 1-20 mm
& recess depth 50 mm.

IP20

MADE IN HOLLAND

7 YEAR WARRANTY

ECO

UGR <16



ITEM SPECIFICATIONS

See pricelist 2022 page 5

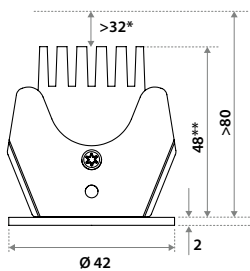
Description	Item code	Input	Vf	W per lamp	Lm/W	CRI (typ.)	UGR	Pf	Safety class
Strada 50 adj LV 475Lm 2700K Triac dim	851A03XX0102	220-240V	x	6.6	72	82	15.0	0.96	II
Strada 50 adj LV 500Lm 3000K Triac dim	851A03XX7202	220-240V	x	6.6	76	82	15.2	0.96	II
Strada 50 adj LV 525Lm 4000K Triac dim	851A03XX0202	220-240V	x	6.6	80	82	15.4	0.96	II
Strada 50 adj LV 475Lm 2700K Dali	851A03XXS402	220-240V	x	6.6	72	82	15.0	0.95	II
Strada 50 adj LV 500Lm 3000K Dali	851A03XXS502	220-240V	x	6.6	76	82	15.2	0.95	II
Strada 50 adj LV 525Lm 4000K Dali	851A03XXS602	220-240V	x	6.6	80	82	15.4	0.95	II
Strada 50 adj LV-C 500mA 475Lm 2700K Dim	851A03XX01E2	500mA	11.9	5.7	83	82	15.0	x	III
Strada 50 adj LV-C 500mA 500Lm 3000K Dim	851A03XX72E2	500mA	11.9	5.7	88	82	15.2	x	III
Strada 50 adj LV-C 500mA 525Lm 4000K Dim	851A03XX02E2	500mA	11.9	5.7	92	82	15.4	x	III

All values are measured at 230V (+/- 7%).



Fluxe 35


DIMENSIONS



* This distance is necessary because of the height of the connection box (80 mm). For purely heat reasons just 5 mm is sufficient.


** For WS springs this dimension is 60 mm

Incl. PSU No dim (100-240V)



Incl. conn.box (350mA)*

For installation to a central power supply.



SPECIFICATIONS

Beam angle (FWHM)	40° (65° FWTM)
Fixture material	Housing: Die cast aluminium Reflector glass: Polycarbonate
Environment	Indoor
IP rate	IP20 / IP44
IK rate	IK03
Operating temperature (Ta)	-20°C / +45°C
Safety marks	EN60598 / EN62031 / EN62471
EMC compliance	EN55015
Colour consistency (SDCM)	MacAdam step 3
Warranty	7 years

This luminaire contains built-in LED lamps.

There are no exchangeable parts inside the luminaire.

EU 874/2012

*See page 178 for more information about power supplies.



Using CS springs: Ø 35 mm.
Thickness ceiling 5-80 mm
& recess depth 80 mm.



Using WS springs: Ø 36 mm.
Thickness ceiling 1-50 mm
& recess depth 80 mm.

Only when the product is installed in a closed ceiling may it be exposed to water splashes, and only on its front side.



ITEM SPECIFICATIONS

See pricelist 2022 page 4

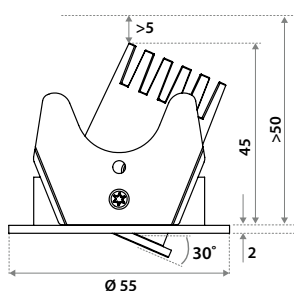
Description	Item code	Input	Vf	W per lamp	Lm/W	CRI (typ.)	UGR	Pf	Safety class
Fluxe 35 LV 375Lm 2700K No dim	925303XX6513	100-240V	x	5.7	66	82	14,2	0,6	II
Fluxe 35 LV 400Lm 3000K No dim	925303XX6613	100-240V	x	5.7	70	82	14,4	0,6	II
Fluxe 35 LV 425Lm 4000K No dim	925303XX6713	100-240V	x	5.7	75	82	14,6	0,6	II
Fluxe 35 LV-C 350mA 375Lm 2700K Dim	925303XX0111	350mA	11,9	4,5	83	82	14,2	x	III
Fluxe 35 LV-C 350mA 400Lm 3000K Dim	925303XX7211	350mA	11,9	4,5	89	82	14,4	x	III
Fluxe 35 LV-C 350mA 425Lm 4000K Dim	925303XX0211	350mA	11,9	4,5	94	82	14,6	x	III

All values are measured at 230V (+/- 7%).



Fluxe 50

DIMENSIONS




Incl. PSU (220-240V)

PSU TCI 127040 Triac dim 102x38x21 mm
 PSU TCI 127576 Dali 147x44x22 mm



Incl. conn.box (350mA)*

For installation to a central power supply.



SPECIFICATIONS

Beam angle (FWHM)	40° (65° FWTM)
Fixture material	Housing: Die cast aluminium Reflector glass: Polycarbonate
Environment	Indoor
IP rate	IP20
IK rate	IK03
Operating temperature (Ta)	-20°C / +45°C
Safety marks	EN60598 / EN62031 / EN62471
EMC compliance	EN55015
Colour consistency (SDCM)	MacAdam step 3
Warranty	7 years

This luminaire contains built-in LED lamps.
 There are no exchangeable parts inside the luminaire.
 EU 874/2012
 *See page 178 for more information about power supplies.



Using CS springs: Ø 50 mm.
 Thickness ceiling 5-50 mm
 & recess depth 50 mm.



Using WS springs: Ø 50 mm.
 Thickness ceiling 1-20 mm
 & recess depth 50 mm.



ITEM SPECIFICATIONS

See pricelist 2022 page 5

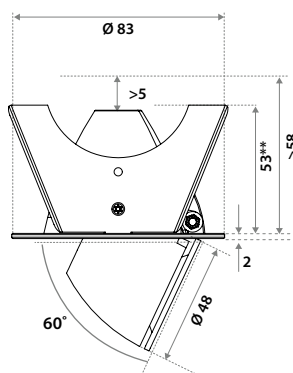
Description	Item code	Input	Vf	W per lamp	Lm/W	CRI (typ.)	UGR	Pf	Safety class
Fluxe 50 adj LV 375Lm 2700K Triac dim	865303XX4813	220-240V	x	5.7	66	82	14.2	0.96	II
Fluxe 50 adj LV 400Lm 3000K Triac dim	865303XX4913	220-240V	x	5.7	70	82	14.4	0.96	II
Fluxe 50 adj LV 425Lm 4000K Triac dim	865303XX5013	220-240V	x	5.7	75	82	14.6	0.96	II
Fluxe 50 adj LV 375Lm 2700K Dali	865303XXTK13	220-240V	x	5.7	66	82	14.2	0.96	II
Fluxe 50 adj LV 400Lm 3000K Dali	865303XXTL13	220-240V	x	5.7	70	82	14.4	0.96	II
Fluxe 50 adj LV 425Lm 4000K Dali	865303XXTM13	220-240V	x	5.7	75	82	14.6	0.96	II
Fluxe 50 adj LV-C 350mA 375Lm 2700K Dim	865303XX0111	350mA	11.9	4.5	83	82	14.2	x	III
Fluxe 50 adj LV-C 350mA 400Lm 3000K Dim	865303XX7211	350mA	11.9	4.5	89	82	14.4	x	III
Fluxe 50 adj LV-C 350mA 425Lm 4000K Dim	865303XX0211	350mA	11.9	4.5	94	82	14.6	x	III

All values are measured at 230V (+/- 7%).



Linea 68

DIMENSIONS



** For wire springs this dimension is 60 mm


Incl. PSU (220-240V)

PSU TCI 127040 Triac dim	102x38x21 mm
PSU TCI 123400 1-10V & Push	102x38x21 mm
PSU TCI 127576 Dali	147x44x22 mm



Incl. conn.box (350mA)*

For installation to a central power supply.



SPECIFICATIONS

Beam angle (FWHM)	40° (65° FWTM)
Fixture material	Housing: Die cast aluminium Reflector glass: Polycarbonate
Environment	Indoor
IP rate	IP20
IK rate	IK03
Operating temperature (Ta)	-20°C / +45°C
Safety marks	EN60598 / EN62031 / EN62471
EMC compliance	EN55015
Colour consistency (SDCM)	MacAdam step 3
Warranty	7 years

This luminaire contains built-in LED lamps.

There are no exchangeable parts inside the luminaire.

EU 874/2012

*See page 178 for more information about power supplies.



Using CS springs: Ø 68-75 mm.
Thickness ceiling 5-58 mm
& recess depth 58 mm.



Using WS springs. Ø 68-75 mm.
Thickness ceiling 1-30 mm
& recess depth 58 mm.

IP20

MADE IN HOLLAND

7 YEAR WARRANTY

ECO

UGR <16



ITEM SPECIFICATIONS

See pricelist 2022 page 6

Description	Item code	Input	Vf	W per lamp	Lm/W	CRI (typ.)	UGR	Pf	Safety class
Linea 68 adj LV 375Lm 2700K Triac dim	375303XX4813	220-240V	x	5.7	66	82	14.2	0.96	II
Linea 68 adj LV 400Lm 3000K Triac dim	375303XX4913	220-240V	x	5.7	70	82	14.4	0.96	II
Linea 68 adj LV 425Lm 4000K Triac dim	375303XX5013	220-240V	x	5.7	75	82	14.6	0.96	II
Linea 68 adj LV 375Lm 2700K 1-10V & Push	375303XXTD13	220-240V	x	5.7	66	82	14.2	0.96	II
Linea 68 adj LV 400Lm 3000K 1-10V & Push	375303XXTE13	220-240V	x	5.7	70	82	14.4	0.96	II
Linea 68 adj LV 425Lm 4000K 1-10V & Push	375303XXTF13	220-240V	x	5.7	75	82	14.6	0.96	II
Linea 68 adj LV 375Lm 2700K Dali	375303XXTK13	220-240V	x	5.7	66	82	14.2	0.96	II
Linea 68 adj LV 400Lm 3000K Dali	375303XXTL13	220-240V	x	5.7	70	82	14.4	0.96	II
Linea 68 adj LV 425Lm 4000K Dali	375303XXTM13	220-240V	x	5.7	75	82	14.6	0.96	II
Linea 68 adj LV-C 350mA 375Lm 2700K Dim	375303XX4811	350mA	11.9	4.5	83	82	14.2	x	III
Linea 68 adj LV-C 350mA 400Lm 3000K Dim	375303XX4911	350mA	11.9	4.5	89	82	14.4	x	III
Linea 68 adj LV-C 350mA 425Lm 4000K Dim	375303XX5011	350mA	11.9	4.5	94	82	14.6	x	III

All values are measured at 230V (+/- 7%).



DOWNLIGHTS (MINI)

POINTER 68



FIXED



Restaurant
-
Pointer 68

DOWNLIGHTS (MINI)

NEW

See
page
24

Gen1 available. Gen2 available from Q3 2022.

Bartenbach
lighting optics



↔
ø 47 mm

COLOURS



Matt white
RAL 9016 (XX=MW)



Matt black
RAL 9005 (XX=BL)

SPRINGS



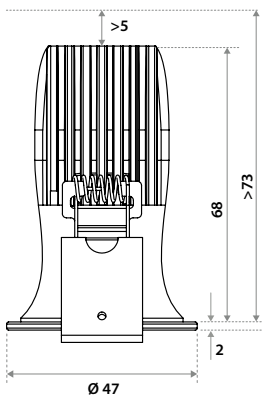
Standard with WS springs (gyproc/metal).
Also available as above with CS springs (concrete)

POINTER 40

FIXED

Pointer 40 (Gen2)

DIMENSIONS



Incl. PSU (100-240V)

PSU TCI 122602 No dim 68x35x22 mm
 PSU TCI 127042 Triac dim 102x38x21 mm
 (Only for wire spring, watch out for small rim)
 Cable 150 mm



Incl. conn.box (500mA)*

For installation to a central power supply.



SPECIFICATIONS

Beam angle (FWHM)	35° (45° FWTM) / 60° (80° FWTM)
Fixture material	Housing: Die cast aluminium
Environment	Indoor
IP rate	IP20 / IP44
IK rate	IK10
Operating temperature (Ta)	-20°C / +45°C
Safety marks	EN60598 / EN62031 / EN62471
EMC compliance	EN55015
Colour consistency (SDCM)	MacAdam step 3
Warranty	7 years

This luminaire contains built-in LED lamps.
 There are no exchangeable parts inside the luminaire.
 EU 874/2012
 *See page 178 for more information about power supplies.



Using WS springs: Ø 40 mm.
 Thickness ceiling 1-25 mm
 & recess depth 73 mm.



Using CS springs: Ø 40 mm.
 Thickness ceiling 5-73 mm
 & recess depth 73 mm.



Only when the product is installed in a closed ceiling may it be exposed to water splashes, and only on its front side.



ITEM SPECIFICATIONS

See pricelist 2022 page 6

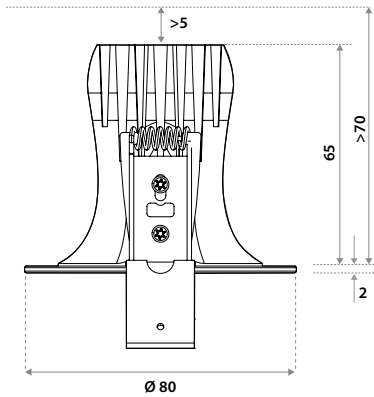
Description	Item code	Input	Vf	W per lamp	Lm/W	CRI (typ.)	UGR	Pf	Safety class
Pointer 40 LV 35° 350Lm 2700K Triac dim	0N2703XXWNI3	100-240V	x	6.6	53	85	7.4	0.96	II
Pointer 40 LV 35° 375Lm 3000K Triac dim	0N2703XXWPI3	100-240V	x	6.6	57	85	7.6	0.96	II
Pointer 40 LV 35° 400Lm 4000K Triac dim	0N2703XXWQI3	100-240V	x	6.6	61	85	7.9	0.96	II
Pointer 40 LV 60° 400Lm 2700K Triac dim	0N2703XXWRI3	100-240V	x	6.6	61	85	17.8	0.96	II
Pointer 40 LV 60° 425Lm 3000K Triac dim	0N2703XXWSI3	100-240V	x	6.6	64	85	18.0	0.96	II
Pointer 40 LV 60° 450Lm 4000K Triac dim	0N2703XXWTI3	100-240V	x	6.6	68	85	18.2	0.96	II
Pointer 40 LV-C 500mA 35° 350Lm 2700K	0N2703XXWNI1	500mA	11.4	5.7	61	85	7.4	x	III
Pointer 40 LV-C 500mA 35° 375Lm 3000K	0N2703XXWPI1	500mA	11.4	5.7	66	85	7.6	x	III
Pointer 40 LV-C 500mA 35° 400Lm 4000K	0N2703XXWQI1	500mA	11.4	5.7	70	85	7.9	x	III
Pointer 40 LV-C 500mA 60° 400Lm 2700K	0N2703XXWRI1	500mA	11.4	5.7	70	85	17.8	x	III
Pointer 40 LV-C 500mA 60° 425Lm 3000K	0N2703XXWSI1	500mA	11.4	5.7	75	85	18.0	x	III
Pointer 40 LV-C 500mA 60° 450Lm 4000K	0N2703XXWTI1	500mA	11.4	5.7	79	85	18.2	x	III

All values are measured at 230V (+/- 7%).



Pointer 68 (Gen2)

DIMENSIONS




Incl. PSU (220-240V)

PSU TCI 127046 Triac dim	102x38x21 mm
PSU TCI 123400 1-10V & Push	102x38x21 mm
PSU TCI 127576 Dali	147x44x22 mm



Incl. conn.box (700mA)*

For installation to a central power supply.



SPECIFICATIONS

Beam angle (FWHM)	35° (45° FWTM) / 60° (80° FWTM)
Fixture material	Housing: Die cast aluminium
Environment	Indoor
IP rate	IP20 / IP44
IK rate	IK10
Operating temperature (Ta)	-20°C / +45°C
Safety marks	EN60598 / EN62031 / EN62471
EMC compliance	EN55015
Colour consistency (SDCM)	MacAdam step 3
Warranty	7 years

This luminaire contains built-in LED lamps.

There are no exchangeable parts inside the luminaire.

EU 874/2012

*See page 178 for more information about power supplies.



Using WS springs: Ø 68-75 mm.
Thickness ceiling 1-30 mm
& recess depth 70 mm.



Using CS springs: Ø 68-75 mm.
Thickness ceiling 5-70 mm
& recess depth 70 mm.

Only when the product is installed in a closed ceiling may it be exposed to water splashes, and only on its front side.



ITEM SPECIFICATIONS

See pricelist 2022 page 7

Description	Item code	Input	Vf	W per lamp	Lm/W	CRI (typ.)	UGR	Pf	Safety class
Pointer 68 fix LV 35° 500Lm 2700K Triac dim	0P2803XXWU13	220-240V	x	9.2	54	85	7.2	0.96	II
Pointer 68 fix LV 35° 525Lm 3000K Triac dim	0P2803XXWV13	220-240V	x	9.2	57	85	7.3	0.96	II
Pointer 68 fix LV 35° 550Lm 4000K Triac dim	0P2803XXWW13	220-240V	x	9.2	60	85	7.5	0.96	II
Pointer 68 fix LV 60° 550Lm 2700K Triac dim	0P2803XXWX13	220-240V	x	9.2	60	85	17.5	0.96	II
Pointer 68 fix LV 60° 600Lm 3000K Triac dim	0P2803XXWY13	220-240V	x	9.2	65	85	17.8	0.96	II
Pointer 68 fix LV 60° 650Lm 4000K Triac dim	0P2803XXWZ13	220-240V	x	9.2	71	85	18.0	0.96	II
Pointer 68 fix LV 35° 500Lm 2700K 1-10V & Push	0P2803XXXU13	220-240V	x	9.2	54	85	7.2	0.96	II
Pointer 68 fix LV 35° 525Lm 3000K 1-10V & Push	0P2803XXXV13	220-240V	x	9.2	57	85	7.3	0.96	II
Pointer 68 fix LV 35° 550Lm 4000K 1-10V & Push	0P2803XXXW13	220-240V	x	9.2	60	85	7.5	0.96	II
Pointer 68 fix LV 60° 550Lm 2700K 1-10V & Push	0P2803XXXX13	220-240V	x	9.2	60	85	17.5	0.96	II
Pointer 68 fix LV 60° 600Lm 3000K 1-10V & Push	0P2803XXXY13	220-240V	x	9.2	65	85	17.8	0.96	II
Pointer 68 fix LV 60° 650Lm 4000K 1-10V & Push	0P2803XXXZ13	220-240V	x	9.2	71	85	18.0	0.96	II
Pointer 68 fix LV 35° 500Lm 2700K Dali	0P2803XXW013	220-240V	x	9.2	54	85	7.2	0.96	II
Pointer 68 fix LV 35° 525Lm 3000K Dali	0P2803XXW113	220-240V	x	9.2	57	85	7.3	0.96	II
Pointer 68 fix LV 35° 550Lm 4000K Dali	0P2803XXW213	220-240V	x	9.2	60	85	7.5	0.96	II
Pointer 68 fix LV 60° 550Lm 2700K Dali	0P2803XXW313	220-240V	x	9.2	60	85	17.5	0.96	II
Pointer 68 fix LV 60° 600Lm 3000K Dali	0P2803XXW413	220-240V	x	9.2	65	85	17.8	0.96	II
Pointer 68 fix LV 60° 650Lm 4000K Dali	0P2803XXW513	220-240V	x	9.2	71	85	18.0	0.96	II
Pointer 68 fix LV-C 700mA 35° 500Lm 2700K Dim	0P2803XXWU11	700mA	11.5	8.0	63	85	7.2	x	III
Pointer 68 fix LV-C 700mA 35° 525Lm 3000K Dim	0P2803XXWV11	700mA	11.5	8.0	66	85	7.3	x	III
Pointer 68 fix LV-C 700mA 35° 550Lm 4000K Dim	0P2803XXWW11	700mA	11.5	8.0	69	85	7.5	x	III
Pointer 68 fix LV-C 700mA 60° 550Lm 2700K Dim	0P2803XXWX11	700mA	11.5	8.0	69	85	17.5	x	III
Pointer 68 fix LV-C 700mA 60° 600Lm 3000K Dim	0P2803XXWY11	700mA	11.5	8.0	75	85	17.8	x	III
Pointer 68 fix LV-C 700mA 60° 650Lm 4000K Dim	0P2803XXWZ11	700mA	11.5	8.0	81	85	18.0	x	III


All values are measured at 230V (+/- 7%).



DOWNLIGHTS (MINI)

Bartenbach
lighting optics

POINTER 68



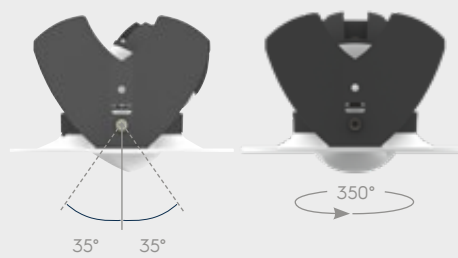
COLOURS



Matt white
RAL 9016 (XX=MW)

Matt black
RAL 9005 (XX=BL)

ADJUSTMENT OPTIONS



35° 35°

350°

SPRINGS

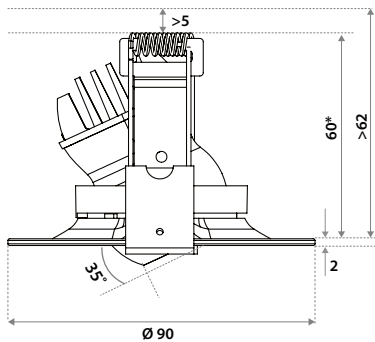


Standard with WS springs
(gyproc/metal). Also
available as above with
CS springs (concrete)

ADJUSTABLE

Pointer 68 (adjustable)

DIMENSIONS



* For cs springs this dimension is 57 mm


Incl. PSU (220-240V)

PSU TCI 127042 Triac dim	102x38x21 mm
PSU TCI 123400 1-10V & Push	102x38x21 mm
PSU TCI 127576 Dali	147x44x22 mm



Incl. conn.box (500mA)*

For installation to a central power supply.



SPECIFICATIONS

Beam angle (FWHM)	35° (45° FWTM) / 60° (80° FWTM)
Fixture material	Housing: Die cast aluminium
Environment	Indoor
IP rate	IP20
IK rate	IK10
Operating temperature (Ta)	-20°C / +45°C
Safety marks	EN60598 / EN62031 / EN62471
EMC compliance	EN55015
Colour consistency (SDCM)	MacAdam step 3
Warranty	7 years

This luminaire contains built-in LED lamps.

There are no exchangeable parts inside the luminaire.

EU 874/2012

*See page 178 for more information about power supplies.



Using WS springs: Ø 68-75 mm.
Thickness ceiling 1-30 mm
& recess depth 62 mm.



Using CS springs. Ø 68-75 mm.
Thickness ceiling 5-62 mm
& recess depth 62 mm.



IP20

MADE IN HOLLAND

7 YEAR WARRANTY

ECO

UGR <19

ITEM SPECIFICATIONS

See pricelist 2022 page 8

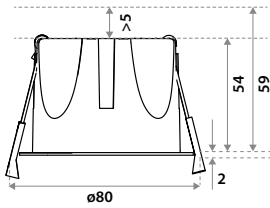
Description	Item code	Input	Vf	W per lamp	Lm/W	CRI (typ.)	UGR	Pf	Safety class
Pointer 68 adj LV 35° 350Lm 2700K Triac dim	082703XXWN13	220-240V	x	6.6	53	85	5.9	0.96	II
Pointer 68 adj LV 35° 375Lm 3000K Triac dim	082703XXWP13	220-240V	x	6.6	57	85	6.2	0.96	II
Pointer 68 adj LV 35° 400Lm 4000K Triac dim	082703XXWQ13	220-240V	x	6.6	61	85	6.4	0.96	II
Pointer 68 adj LV 60° 400Lm 2700K Triac dim	082703XXWR13	220-240V	x	6.6	61	85	16.4	0.96	II
Pointer 68 adj LV 60° 425Lm 3000K Triac dim	082703XXWS13	220-240V	x	6.6	64	85	16.6	0.96	II
Pointer 68 adj LV 60° 450Lm 4000K Triac dim	082703XXWT13	220-240V	x	6.6	68	85	16.8	0.96	II
Pointer 68 adj LV 35° 350Lm 2700K 1-10V & Push	082703XXXG13	220-240V	x	6.6	53	85	5.9	0.6	II
Pointer 68 adj LV 35° 375Lm 3000K 1-10V & Push	082703XXXH13	220-240V	x	6.6	57	85	6.2	0.6	II
Pointer 68 adj LV 35° 400Lm 4000K 1-10V & Push	082703XXXJ13	220-240V	x	6.6	61	85	6.4	0.6	II
Pointer 68 adj LV 60° 400Lm 2700K 1-10V & Push	082703XXXK13	220-240V	x	6.6	61	85	16.4	0.6	II
Pointer 68 adj LV 60° 425Lm 3000K 1-10V & Push	082703XXXL13	220-240V	x	6.6	64	85	16.6	0.6	II
Pointer 68 adj LV 60° 450Lm 4000K 1-10V & Push	082703XXXM13	220-240V	x	6.6	68	85	16.8	0.6	II
Pointer 68 adj LV 35° 350Lm 2700K Dali	082703XXW013	220-240V	x	6.6	53	85	5.9	0.6	II
Pointer 68 adj LV 35° 375Lm 3000K Dali	082703XXW113	220-240V	x	6.6	57	85	6.2	0.6	II
Pointer 68 adj LV 35° 400Lm 4000K Dali	082703XXW213	220-240V	x	6.6	61	85	6.4	0.6	II
Pointer 68 adj LV 60° 400Lm 2700K Dali	082703XXW313	220-240V	x	6.6	61	85	16.4	0.6	II
Pointer 68 adj LV 60° 425Lm 3000K Dali	082703XXW413	220-240V	x	6.6	64	85	16.6	0.6	II
Pointer 68 adj LV 60° 450Lm 4000K Dali	082703XXW513	220-240V	x	6.6	68	85	16.8	0.6	II
Pointer 68 adj LV-C 500mA 35° 350Lm 2700K Dim	082703XXWN11	500mA	11.4	5.7	61	85	5.9	x	III
Pointer 68 adj LV-C 500mA 35° 375Lm 3000K Dim	082703XXWP11	500mA	11.4	5.7	66	85	6.2	x	III
Pointer 68 adj LV-C 500mA 35° 400Lm 4000K Dim	082703XXWQ11	500mA	11.4	5.7	70	85	7.9	x	III
Pointer 68 adj LV-C 500mA 60° 400Lm 2700K Dim	082703XXWR11	500mA	11.4	5.7	70	85	16.4	x	III
Pointer 68 adj LV-C 500mA 60° 425Lm 3000K Dim	082703XXWS11	500mA	11.4	5.7	75	85	16.6	x	III
Pointer 68 adj LV-C 500mA 60° 450Lm 4000K Dim	082703XXWT11	500mA	11.4	5.7	79	85	16.8	x	III

All values are measured at 230V (+/- 7%).



Strada 68

DIMENSIONS



SPECIFICATIONS

Beam angle (FWHM)	See the item specifications below
Fixture material	Housing: Die cast aluminium Reflector glass: Polycarbonate
Environment	Indoor
IP rate	IP20 / IP44
IK rate	IK03
Operating temperature (Ta)	-20°C / +45°C
Safety marks	EN60598 / EN62031 / EN62471
EMC compliance	EN55015
Colour consistency (SDCM)	MacAdam step 3
Warranty	7 years

This luminaire contains built-in LED lamps.

There are no exchangeable parts inside the luminaire.

EU 874/2012

CHOOSE YOUR LV LUMEN OUTPUT

CRI97 standard	mA	W per lamp	Lumen Output			Lumen / Watt		
			2700K	3000K	4000K	2700K	3000K	4000K
Special request	100	4.0	375	400	425	94	100	106
Special request	250	9.8	850	900	1000	87	92	102
Standard	350	13.8	1150	1250	1350	83	91	98

CRI80 special request	mA	W per lamp	Lumen Output			Lumen / Watt		
			2700K	3000K	4000K	2700K	3000K	4000K
Special request	100	4.0	475	500	525	119	125	131
Special request	250	9.8	1125	1175	1225	115	120	125
Special request	350	13.8	1550	1625	1700	112	118	123



Using WS springs: Ø 68 mm.
Thickness ceiling 1-54 mm
& recess depth 60 mm.

Only when the product is installed in a closed ceiling may it be exposed to water splashes, and only on its front side.



eldoLED
CASAMBI

ITEM SPECIFICATIONS See pricelist 2022 page 9

Description	24°		60°		80°		W per lamp	Lm/W	CRI (typ.)	Pf	Safety class
	Item code	UGR	Item code	UGR	Item code	UGR					
LV 1150Lm 2700K CRI97 No dim	85RH03XX9K02	22.8	85RH03XX9L02	23.7	85RH03XX9M02	28.1	13.8	83	97	0.95	II
LV 1150Lm 2700K CRI97 Dali	85RH03XX9B02	22.8	85RH03XX9E02	23.7	85RH03XX9H02	28.1	13.8	83	97	0.95	II
LV 1250Lm 3000K CRI97 No dim	85RJ03XX9K02	23.1	85RJ03XX9L02	24.0	85RJ03XX9M02	28.4	13.8	91	97	0.95	II
LV 1250Lm 3000K CRI97 Dali	85RJ03XX9B02	23.1	85RJ03XX9E02	24.0	85RJ03XX9H02	28.4	13.8	91	97	0.95	II
LV 1350Lm 4000K CRI97 No dim	85RK03XX9K02	23.4	85RK03XX9L02	24.2	85RK03XX9M02	28.7	13.8	98	97	0.95	II
LV 1350Lm 4000K CRI97 Dali	85RK03XX9B02	23.4	85RK03XX9E02	24.2	85RK03XX9H02	28.7	13.8	98	97	0.95	II
LV 1250Lm 1800-3000K Triac dim	85RL03XX9A02	23.1	85RL03XX9D02	24.0	85RL03XX9G02	28.4	13.8	91	97	0.95	II
LV 1250Lm 1800-3000K Dali	85RL03XX9B02	23.1	85RL03XX9E02	24.0	85RL03XX9H02	28.4	13.8	91	97	0.95	II
LV 1250Lm 1800-3000K Casambi	85RL03XX9C02	23.1	85RL03XX9F02	24.0	85RL03XX9J02	28.4	13.8	91	97	0.95	II

LV versions also available with: Triac dim Casambi 1-10V & Push Check our datasheets, pricelist or website for all available versions

All values are measured at 230V (+/- 7%).



DOWNLIGHTS (SMALL)

See page 28



↔ ø 81 mm

BEAM ANGLE



Reflector
LV: 24° / 60°
LV-TW: 60°



Lens
HV-FD: 40°



Diffuser
HV-FD: 80°
LV: 80°
LV-TW 80°


COLOURS



Matt black
RAL 9005



Matt white
RAL 9016



Housing/ Reflector ring	Item code	Housing/ Reflector ring	Item code
White/Gold	XX=61	Black/Gold	XX=71
White/Silver	XX=63	Black/Silver	XX=74
White/Black	XX=62	Black/Black	XX=72
White/White	XX=65	Black/White	XX=76

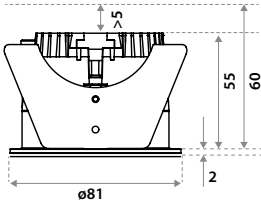
SPRINGS



Standard with CS springs (concrete/gyproc). Also available as above with WS springs (gyproc/metal).

Strada 75

DIMENSIONS



SPECIFICATIONS

Beam angle (FWHM)	See the item specifications below
Fixture material	Housing: Die cast aluminium Reflector glass: Polycarbonate
Environment	Indoor
IP rate	IP20 / IP44
IK rate	IK03
Operating temperature (Ta)	-20°C / +45°C
Safety marks	EN60598 / EN62031 / EN62471
EMC compliance	EN55015
Colour consistency (SDCM)	MacAdam step 3
Warranty	7 years

This luminaire contains built-in LED lamps.

There are no exchangeable parts inside the luminaire.

EU 874/2012

CHOOSE YOUR LV LUMEN OUTPUT

CRI97 standard	mA	W per lamp	Lumen Output			Lumen / Watt		
			2700K	3000K	4000K	2700K	3000K	4000K
Special request	100	4.0	375	400	425	94	100	106
Special request	250	9.8	850	900	1000	87	92	102
Standard	350	13.8	1150	1250	1350	83	91	98

CRI80 special request	mA	W per lamp	Lumen Output			Lumen / Watt		
			2700K	3000K	4000K	2700K	3000K	4000K
Special request	100	4.0	475	500	525	119	125	131
Special request	250	9.8	1125	1175	1225	115	120	125
Special request	350	13.8	1550	1625	1700	112	118	123



Using CS springs: Ø 75 mm.
Thickness ceiling 5-60 mm
& recess depth 60 mm.



Using WS springs. Ø 77 mm.
Thickness ceiling 1-55 mm
& recess depth 60 mm.

Only when the product is installed in a closed ceiling may it be exposed to water splashes, and only on its front side.



eldoLED bhc STE TCI
CASAMBI LUMILEDS CREE

ITEM SPECIFICATIONS See pricelist 2022 page 10-11

Description Strada 75	40°		80°		W per lamp	Lm/W	CRI (typ.)	Pf	Safety class
	Item code	UGR	Item code	UGR					
HV-FD 600Lm 2700K Triac dim	852A03XX5A02	14.7	852A03XX5B02	25.9	10.5	57	93	0.99	I
HV-FD 600Lm 3000K Triac dim	852A03XX5C02	14.7	852A03XX5D02	25.9	10.3	58	93	0.99	I
HV-FD 600Lm 4000K Triac dim	852A03XX5E02	14.7	852A03XX5F02	25.9	10.1	59	93	0.99	I
HV-FD 600Lm 2200-3000K Triac dim	852A03XX5G02	14.7	852A03XX5H02	25.9	10.3	58	93	0.99	I

Description Strada 75	24°		60°		80°		W per lamp	Lm/W	CRI (typ.)	Pf	Safety class
	Item code	UGR	Item code	UGR	Item code	UGR					
LV 1150Lm 2700K CRI97 No dim	855A03XX4K02	22.8	855A03XX4L02	23.7	855A03XX4M02	28.1	13.8	83	97	0.95	II
LV 1150Lm 2700K CRI97 Dali	855A03XX4B02	22.8	855A03XX4E02	23.7	855A03XX4H02	28.1	13.8	83	97	0.95	II
LV 1250Lm 3000K CRI97 No dim	855B03XX4K02	23.1	855B03XX4L02	24.0	855B03XX4M02	28.4	13.8	91	97	0.95	II
LV 1250Lm 3000K CRI97 Dali	855B03XX4B02	23.1	855B03XX4E02	24.0	855B03XX4H02	28.4	13.8	91	97	0.95	II
LV 1350Lm 4000K CRI97 No dim	855G03XX4K02	23.4	855G03XX4L02	24.2	855G03XX4M02	28.7	13.8	98	97	0.95	II
LV 1350Lm 4000K CRI97 Dali	855G03XX4B02	23.4	855G03XX4E02	24.2	855G03XX4H02	28.7	13.8	98	97	0.95	II
LV 1250Lm 1800-3000K Triac dim	855E03XX4A02	23.1	855E03XX4D02	24.0	855E03XX4G02	28.4	13.8	91	97	0.95	II
LV 1250Lm 1800-3000K Dali	855E03XX4B02	23.1	855E03XX4E02	24.0	855E03XX4H02	28.4	13.8	91	97	0.95	II
LV 1250Lm 1800-3000K Casambi	855E03XX4C02	23.1	855E03XX4F02	24.0	855E03XX4J02	28.4	13.8	91	97	0.95	II
LV-TW 1250Lm 2700-6500K Dali	-	-	856A03XX4W02	24.0	856A03XX4Y02	28.4	11.4	110	85/94	0.90	II
LV-TW 1250Lm 2700-6500K Casambi	-	-	856A03XX4X02	24.0	856A03XX4Z02	28.4	11.4	110	85/94	0.90	II

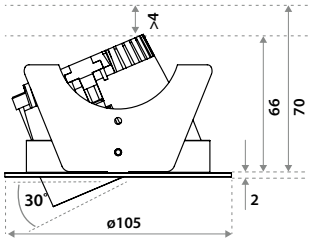
LV versions also available with: Triac dim Casambi 1-10V & Push Check our datasheets, pricelist or website for all available versions

All values are measured at 230V (+/- 7%). See page 188-189 for the HV-FD dimmerlist.



Strada 90

DIMENSIONS



SPECIFICATIONS

Beam angle (FWHM)	See the item specifications below
Fixture material	Housing: Die cast aluminium Reflector glass: Polycarbonate
Environment	Indoor
IP rate	IP20
IK rate	IK03
Operating temperature (Ta)	-20°C / +45°C
Safety marks	EN60598 / EN62031 / EN62471
EMC compliance	EN55015
Colour consistency (SDCM)	MacAdam step 3
Warranty	7 years

This luminaire contains built-in LED lamps.

There are no exchangeable parts inside the luminaire.

EU 874/2012

CHOOSE YOUR LV LUMEN OUTPUT

CRI97 standard	mA	W per lamp	Lumen Output			Lumen / Watt		
			2700K	3000K	4000K	2700K	3000K	4000K
Special request	100	4.0	375	400	425	94	100	106
Special request	250	9.8	850	900	1000	87	92	102
Standard	350	13.8	1150	1250	1350	83	91	98

CRI80 special request	mA	W per lamp	Lumen Output			Lumen / Watt		
			2700K	3000K	4000K	2700K	3000K	4000K
Special request	100	4.0	475	500	525	119	125	131
Special request	250	9.8	1125	1175	1225	115	120	125
Special request	350	13.8	1550	1625	1700	112	118	123



Using CS springs: Ø 90 mm.
Thickness ceiling 5-70 mm
& recess depth 70 mm.



Using WS springs. Ø 92 mm.
Thickness ceiling 1-50 mm
& recess depth 70 mm.

For soft ceiling tiles we recommend using a wooden plate or a ceiling ring on the reverse side of the tile.



eldoLED bhc STE TCIU
CASAMBI LUMILEDS CREE

ITEM SPECIFICATIONS See pricelist 2022 page 12-13

Description Strada 90	40°		80°		W per lamp	Lm/W	CRI (typ.)	Pf	Safety class
	Item code	UGR	Item code	UGR					
HV-FD 600Lm 2700K Triac dim	852B03XX5A02	14.7	852B03XX5B02	25.9	10.5	57	93	0.99	I
HV-FD 600Lm 3000K Triac dim	852B03XX5C02	14.7	852B03XX5D02	25.9	10.3	58	93	0.99	I
HV-FD 600Lm 4000K Triac dim	852B03XX5E02	14.7	852B03XX5F02	25.9	10.1	59	93	0.99	I
HV-FD 600Lm 2200-3000K Triac dim	852B03XX5G02	14.7	852B03XX5H02	25.9	10.3	58	93	0.99	I

Description Strada 90	24°		60°		80°		W per lamp	Lm/W	CRI (typ.)	Pf	Safety class
	Item code	UGR	Item code	UGR	Item code	UGR					
LV 1150Lm 2700K CRI97 No dim	855C03XX4K02	22.8	855C03XX4L02	23.7	855C03XX4M02	28.1	13.8	83	97	0.95	II
LV 1150Lm 2700K CRI97 Dali	855C03XX4B02	22.8	855C03XX4E02	23.7	855C03XX4H02	28.1	13.8	83	97	0.95	II
LV 1250Lm 3000K CRI97 No dim	855D03XX4K02	23.1	855D03XX4L02	24.0	855D03XX4M02	28.4	13.8	91	97	0.95	II
LV 1250Lm 3000K CRI97 Dali	855D03XX4B02	23.1	855D03XX4E02	24.0	855D03XX4H02	28.4	13.8	91	97	0.95	II
LV 1350Lm 4000K CRI97 No dim	855H03XX4K02	23.4	855H03XX4L02	24.2	855H03XX4M02	28.7	13.8	98	97	0.95	II
LV 1350Lm 4000K CRI97 Dali	855H03XX4B02	23.4	855H03XX4E02	24.2	855H03XX4H02	28.7	13.8	98	97	0.95	II
LV 1250Lm 1800-3000K Triac dim	855F03XX4A02	23.1	855F03XX4D02	24.0	855F03XX4G02	28.4	13.8	91	97	0.95	II
LV 1250Lm 1800-3000K Dali	855F03XX4B02	23.1	855F03XX4E02	24.0	855F03XX4H02	28.4	13.8	91	97	0.95	II
LV 1250Lm 1800-3000K Casambi	855F03XX4C02	23.1	855F03XX4F02	24.0	855F03XX4J02	28.4	13.8	91	97	0.95	II
LV-TW 1250Lm 2700-6500K Dali	-	-	856B03XX4W02	24.0	856B03XX4Y02	28.4	11.4	110	85/94	0.90	II
LV-TW 1250Lm 2700-6500K Casambi	-	-	856B03XX4X02	24.0	856B03XX4Z02	28.4	11.4	110	85/94	0.90	II

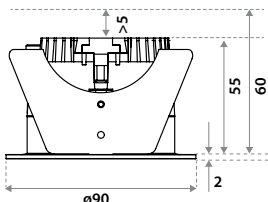
LV versions also available with: Triac dim Casambi 1-10V & Push Check our datasheets, pricelist or website for all available versions

All values are measured at 230V (+/- 7%). See page 188-189 for the HV-FD dimmerlist.



Fluxe 75

DIMENSIONS



SPECIFICATIONS

Beam angle (FWHM)	See the item specifications below
Fixture material	Housing: Die cast aluminium Reflector glass: Polycarbonate
Environment	Indoor
IP rate	IP20 / IP44
IK rate	IK03
Operating temperature (Ta)	-20°C / +45°C
Safety marks	EN60598 / EN62031 / EN62471
EMC compliance	EN55015
Colour consistency (SDCM)	MacAdam step 3
Warranty	7 years

This luminaire contains built-in LED lamps.

There are no exchangeable parts inside the luminaire.

EU 874/2012

CHOOSE YOUR LV LUMEN OUTPUT

CRI97 standard	mA	W per lamp	Lumen Output			Lumen / Watt		
			2700K	3000K	4000K	2700K	3000K	4000K
Special request	100	4.0	375	400	425	94	100	106
Special request	250	9.8	850	900	1000	87	92	102
Standard	350	13.8	1150	1250	1350	83	91	98

CRI80 special request	mA	W per lamp	Lumen Output			Lumen / Watt		
			2700K	3000K	4000K	2700K	3000K	4000K
Special request	100	4.0	475	500	525	119	125	131
Special request	250	9.8	1125	1175	1225	115	120	125
Special request	350	13.8	1550	1625	1700	112	118	123



Using CS springs: Ø 75 mm.
Thickness ceiling 5-60 mm
& recess depth 60 mm.



Using WS springs. Ø 77 mm.
Thickness ceiling 1-55 mm
& recess depth 60 mm.

Only when the product is installed in a closed ceiling may it be exposed to water splashes, and only on its front side.



eldoLED bhc ~~TE~~ TCU
CASAMBI LUMILEDS CREE

ITEM SPECIFICATIONS See pricelist 2022 page 14-15

Description Fluxe 75	40°		80°		W per lamp	Lm/W	CRI (typ.)	Pf	Safety class
	Item code	UGR	Item code	UGR					
HV-FD 600Lm 2700K Triac dim	802A03XX5A02	14.7	802A03XX5B02	25.9	10.5	57	93	0.99	I
HV-FD 600Lm 3000K Triac dim	802A03XX5C02	14.7	802A03XX5D02	25.9	10.3	58	93	0.99	I
HV-FD 600Lm 4000K Triac dim	802A03XX5E02	14.7	802A03XX5F02	25.9	10.1	59	93	0.99	I
HV-FD 600Lm 2200-3000K Triac dim	802A03XX5G02	14.7	802A03XX5H02	25.9	10.3	58	93	0.99	I

Description Fluxe 75	24°		60°		80°		W per lamp	Lm/W	CRI (typ.)	Pf	Safety class
	Item code	UGR	Item code	UGR	Item code	UGR					
LV 1150Lm 2700K CRI97 No dim	805A03XX4K02	22.8	805A03XX4L02	23.7	805A03XX4M02	28.1	13.8	83	97	0.95	II
LV 1150Lm 2700K CRI97 Dali	805A03XX4B02	22.8	805A03XX4E02	23.7	805A03XX4H02	28.1	13.8	83	97	0.95	II
LV 1250Lm 3000K CRI97 No dim	805B03XX4K02	23.1	805B03XX4L02	24.0	805B03XX4M02	28.4	13.8	91	97	0.95	II
LV 1250Lm 3000K CRI97 Dali	805B03XX4B02	23.1	805B03XX4E02	24.0	805B03XX4H02	28.4	13.8	91	97	0.95	II
LV 1350Lm 4000K CRI97 No dim	805G03XX4K02	23.4	805G03XX4L02	24.2	805G03XX4M02	28.7	13.8	98	97	0.95	II
LV 1350Lm 4000K CRI97 Dali	805G03XX4B02	23.4	805G03XX4E02	24.2	805G03XX4H02	28.7	13.8	98	97	0.95	II
LV 1250Lm 1800-3000K Triac dim	805E03XX4A02	23.1	805E03XX4D02	24.0	805E03XX4G02	28.4	13.8	91	97	0.95	II
LV 1250Lm 1800-3000K Dali	805E03XX4B02	23.1	805E03XX4E02	24.0	805E03XX4H02	28.4	13.8	91	97	0.95	II
LV 1250Lm 1800-3000K Casambi	805E03XX4C02	23.1	805E03XX4F02	24.0	805E03XX4J02	28.4	13.8	91	97	0.95	II
LV-TW 1250Lm 2700-6500K Dali	-	-	806A03XX4W02	24.0	806A03XX4Y02	28.4	11.4	110	85/94	0.90	II
LV-TW 1250Lm 2700-6500K Casambi	-	-	806A03XX4X02	24.0	806A03XX4Z02	28.4	11.4	110	85/94	0.90	II

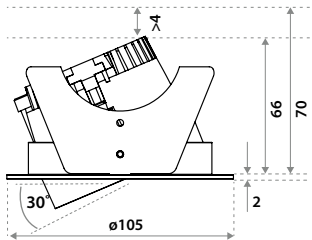
LV versions also available with: Triac dim Casambi 1-10V & Push Check our datasheets, pricelist or website for all available versions

All values are measured at 230V (+/- 7%). See page 188-189 for the HV-FD dimmerlist.



Fluxe 90

DIMENSIONS



SPECIFICATIONS

Beam angle (FWHM)	See the item specifications below
Fixture material	Housing: Die cast aluminium Reflector glass: Polycarbonate
Environment	Indoor
IP rate	IP20
IK rate	IK03
Operating temperature (Ta)	-20°C / +45°C
Safety marks	EN60598 / EN62031 / EN62471
EMC compliance	EN55015
Colour consistency (SDCM)	MacAdam step 3
Warranty	7 years

This luminaire contains built-in LED lamps.

There are no exchangeable parts inside the luminaire.

EU 874/2012

CHOOSE YOUR LV LUMEN OUTPUT

CRI97 standard	mA	W per lamp	Lumen Output			Lumen / Watt		
			2700K	3000K	4000K	2700K	3000K	4000K
Special request	100	4.0	375	400	425	94	100	106
Special request	250	9.8	850	900	1000	87	92	102
Standard	350	13.8	1150	1250	1350	83	91	98

CRI80 special request	mA	W per lamp	Lumen Output			Lumen / Watt		
			2700K	3000K	4000K	2700K	3000K	4000K
Special request	100	4.0	475	500	525	119	125	131
Special request	250	9.8	1125	1175	1225	115	120	125
Special request	350	13.8	1550	1625	1700	112	118	123



Using CS springs: Ø 90 mm.
Thickness ceiling 5-70 mm
& recess depth 70 mm.



Using WS springs. Ø 92 mm.
Thickness ceiling 1-50 mm
& recess depth 70 mm.

For soft ceiling tiles we recommend using a wooden plate or a ceiling ring on the reverse side of the tile.



eldoLED bhc STE TCI
CASAMBI LUMILEDS CREE

ITEM SPECIFICATIONS See pricelist 2022 page 16-17

Description Fluxe 90	40°		80°		W per lamp	Lm/W	CRI (typ.)	Pf	Safety class
	Item code	UGR	Item code	UGR					
HV-FD 600Lm 2700K Triac dim	802B03XX5A02	14.7	802B03XX5B02	25.9	10.5	57	93	0.99	I
HV-FD 600Lm 3000K Triac dim	802B03XX5C02	14.7	802B03XX5D02	25.9	10.3	58	93	0.99	I
HV-FD 600Lm 4000K Triac dim	802B03XX5E02	14.7	802B03XX5F02	25.9	10.1	59	93	0.99	I
HV-FD 600Lm 2200-3000K Triac dim	802B03XX5G02	14.7	802B03XX5H02	25.9	10.3	58	93	0.99	I

Description Fluxe 90	24°		60°		80°		W per lamp	Lm/W	CRI (typ.)	Pf	Safety class
	Item code	UGR	Item code	UGR	Item code	UGR					
LV 1150Lm 2700K CRI97 No dim	805C03XX4K02	22.8	805C03XX4L02	23.7	805C03XX4M02	28.1	13.8	83	97	0.95	II
LV 1150Lm 2700K CRI97 Dali	805C03XX4B02	22.8	805C03XX4E02	23.7	805C03XX4H02	28.1	13.8	83	97	0.95	II
LV 1250Lm 3000K CRI97 No dim	805D03XX4K02	23.1	805D03XX4L02	24.0	805D03XX4M02	28.4	13.8	91	97	0.95	II
LV 1250Lm 3000K CRI97 Dali	805D03XX4B02	23.1	805D03XX4E02	24.0	805D03XX4H02	28.4	13.8	91	97	0.95	II
LV 1350Lm 4000K CRI97 No dim	805H03XX4K02	23.4	805H03XX4L02	24.2	805H03XX4M02	28.7	13.8	98	97	0.95	II
LV 1350Lm 4000K CRI97 Dali	805H03XX4B02	23.4	805H03XX4E02	24.2	805H03XX4H02	28.7	13.8	98	97	0.95	II
LV 1250Lm 1800-3000K Triac dim	805F03XX4A02	23.1	805F03XX4D02	24.0	805F03XX4G02	28.4	13.8	91	97	0.95	II
LV 1250Lm 1800-3000K Dali	805F03XX4B02	23.1	805F03XX4E02	24.0	805F03XX4H02	28.4	13.8	91	97	0.95	II
LV 1250Lm 1800-3000K Casambi	805F03XX4C02	23.1	805F03XX4F02	24.0	805F03XX4J02	28.4	13.8	91	97	0.95	II
LV-TW 1250Lm 2700-6500K Dali	-	-	806B03XX4W02	24.0	806B03XX4Y02	28.4	11.4	110	85/94	0.90	II
LV-TW 1250Lm 2700-6500K Casambi	-	-	806B03XX4X02	24.0	806B03XX4Z02	28.4	11.4	110	85/94	0.90	II

LV versions also available with: Triac dim Casambi 1-10V & Push Check our datasheets, pricelist or website for all available versions

All values are measured at 230V (+/- 7%). See page 188-189 for the HV-FD dimmerlist.



DOWNLIGHTS (SMALL)

FABIO 75



90 x 90 mm

BEAM ANGLE



Reflector
LV: 60°
LV-TW: 60°



Diffuser
HV-FD: 80°
LV: 80°
LV-TW: 80°

COLOURS



Matt white
RAL 9016 (XX=MW)



Matt black
RAL 9005 (XX=BL)

SPRINGS

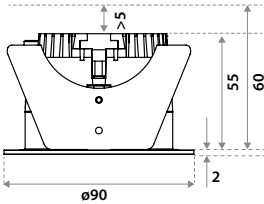


Standard with CS springs (concrete/gyproc).
Also available as above with
WS springs (gyproc/metal).

FIXED

Fabio 75

DIMENSIONS



SPECIFICATIONS

Beam angle (FWHM)	See the item specifications below
Fixture material	Housing: Die cast aluminium Reflector glass: Polycarbonate
Environment	Indoor
IP rate	IP20 / IP44
IK rate	IK03
Operating temperature (Ta)	-20°C / +45°C
Safety marks	EN60598 / EN62031 / EN62471
EMC compliance	EN55015
Colour consistency (SDCM)	MacAdam step 3
Warranty	7 years
This luminaire contains built-in LED lamps.	
There are no exchangeable parts inside the luminaire.	
EU 874/2012	

CHOOSE YOUR LV LUMEN OUTPUT

CRI97 standard	mA	W per lamp	Lumen Output			Lumen / Watt		
			2700K	3000K	4000K	2700K	3000K	4000K
Special request	100	4.0	375	400	425	94	100	106
Special request	250	9.8	850	900	1000	87	92	102
Standard	350	13.8	1150	1250	1350	83	91	98

CRI80 special request	mA	W per lamp	Lumen Output			Lumen / Watt		
			2700K	3000K	4000K	2700K	3000K	4000K
Special request	100	4.0	475	500	525	119	125	131
Special request	250	9.8	1125	1175	1225	115	120	125
Special request	350	13.8	1550	1625	1700	112	118	123



Using CS springs: Ø 75 mm.
Thickness ceiling 5-60 mm
& recess depth 60 mm.



Using WS springs: Ø 77 mm.
Thickness ceiling 1-55 mm
& recess depth 60 mm.

Only when the product is installed in a closed ceiling may it be exposed to water splashes, and only on its front side.



eldoLED
CASAMBI

ITEM SPECIFICATIONS See pricelist 2022 page 18-19

Description	60°		80°		W per lamp	Lm/W	CRI (typ.)	Pf	Safety class
	Item code	UGR	Item code	UGR					
HV-FD 600Lm 2700K Triac dim	-	-	832A03XX5B02	25.9	10.5	57	93	0.99	I
HV-FD 600Lm 3000K Triac dim	-	-	832A03XX5D02	25.9	10.3	58	93	0.99	I
HV-FD 600Lm 4000K Triac dim	-	-	832A03XX5F02	25.9	10.1	59	93	0.99	I
HV-FD 600Lm 2200-3000K Triac dim	-	-	832A03XX5H02	25.9	10.3	58	93	0.99	I
LV 1150Lm 2700K CRI97 No dim	835A03XX4L02	23.7	835A03XX4M02	28.1	13.8	83	97	0.95	II
LV 1150Lm 2700K CRI97 Dali	835A03XX4E02	23.7	835A03XX4H02	28.1	13.8	83	97	0.95	II
LV 1250Lm 3000K CRI97 No dim	835B03XX4L02	24.0	835B03XX4M02	28.4	13.8	91	97	0.95	II
LV 1250Lm 3000K CRI97 Dali	835B03XX4E02	24.0	835B03XX4H02	28.4	13.8	91	97	0.95	II
LV 1350Lm 4000K CRI97 No dim	835G03XX4L02	24.2	835G03XX4M02	28.7	13.8	98	97	0.95	II
LV 1350Lm 4000K CRI97 Dali	835G03XX4E02	24.2	835G03XX4H02	28.7	13.8	98	97	0.95	II
LV 1250Lm 1800-3000K Triac dim	835E03XX4D02	24.0	835E03XX4G02	28.4	13.8	91	97	0.95	II
LV 1250Lm 1800-3000K Dali	835E03XX4E02	24.0	835E03XX4H02	28.4	13.8	91	97	0.95	II
LV 1250Lm 1800-3000K Casambi	835E03XX4F02	24.0	835E03XX4J02	28.4	13.8	91	97	0.95	II
LV-TW 1250Lm 2700-6500K Dali	836A03XX4W02	24.0	836A03XX4Y02	28.4	11.4	110	85/94	0.90	II
LV-TW 1250Lm 2700-6500K Casambi	836A03XX4X02	24.0	836A03XX4Z02	28.4	11.4	110	85/94	0.90	II

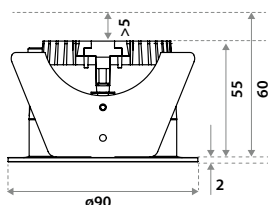
LV versions also available with: Triac dim Casambi 1-10V & Push Check our datasheets, pricelist or website for all available versions

All values are measured at 230V (+/- 7%). See page 188-189 for the HV-FD dimmerlist.



Linea 75

DIMENSIONS



SPECIFICATIONS

Beam angle (FWHM)	See the item specifications below
Fixture material	Housing: Die cast aluminium Reflector glass: Polycarbonate
Environment	Indoor
IP rate	IP20 / IP44
IK rate	IK03
Operating temperature (Ta)	-20°C / +45°C
Safety marks	EN60598 / EN62031 / EN62471
EMC compliance	EN55015
Colour consistency (SDCM)	MacAdam step 3
Warranty	7 years

This luminaire contains built-in LED lamps.
There are no exchangeable parts inside the luminaire.
EU 874/2012

CHOOSE YOUR LV LUMEN OUTPUT

CRI97 standard	mA	W per lamp	Lumen Output			Lumen / Watt		
			2700K	3000K	4000K	2700K	3000K	4000K
Special request	100	4.0	375	400	425	94	100	106
Special request	250	9.8	850	900	1000	87	92	102
Standard	350	13.8	1150	1250	1350	83	91	98

CRI80 special request	mA	W per lamp	Lumen Output			Lumen / Watt		
			2700K	3000K	4000K	2700K	3000K	4000K
Special request	100	4.0	475	500	525	119	125	131
Special request	250	9.8	1125	1175	1225	115	120	125
Special request	350	13.8	1550	1625	1700	112	118	123



Using CS springs: Ø 75 mm.
Thickness ceiling 5-60 mm
& recess depth 60 mm.



Using WS springs. Ø 77 mm.
Thickness ceiling 1-55 mm
& recess depth 60 mm.

Only when the product is installed in a closed ceiling may it be exposed to water splashes, and only on its front side.



eldoLED bhc TE TCU
CASAMBI LUMILEDS CREE

ITEM SPECIFICATIONS See pricelist 2022 page 20-21

Description Linea 75	40°		80°		W per lamp	Lm/W	CRI (typ.)	Pf	Safety class
	Item code	UGR	Item code	UGR					
HV-FD 600Lm 2700K Triac dim	912A03XX5A02	14.7	912A03XX5B02	25.9	10.5	57	93	0.99	I
HV-FD 600Lm 3000K Triac dim	912A03XX5C02	14.7	912A03XX5D02	25.9	10.3	58	93	0.99	I
HV-FD 600Lm 4000K Triac dim	912A03XX5E02	14.7	912A03XX5F02	25.9	10.1	59	93	0.99	I
HV-FD 600Lm 2200-3000K Triac dim	912A03XX5G02	14.7	912A03XX5H02	25.9	10.3	58	93	0.99	I

Description Linea 75	24°		60°		80°		W per lamp	Lm/W	CRI (typ.)	Pf	Safety class
	Item code	UGR	Item code	UGR	Item code	UGR					
LV 1150Lm 2700K CRI97 No dim	915A03XX4K02	22.8	915A03XX4L02	23.7	915A03XX4M02	28.1	13.8	83	97	0.95	II
LV 1150Lm 2700K CRI97 Dali	915A03XX4B02	22.8	915A03XX4E02	23.7	915A03XX4H02	28.1	13.8	83	97	0.95	II
LV 1250Lm 3000K CRI97 No dim	915B03XX4K02	23.1	915B03XX4L02	24.0	915B03XX4M02	28.4	13.8	91	97	0.95	II
LV 1250Lm 3000K CRI97 Dali	915B03XX4B02	23.1	915B03XX4E02	24.0	915B03XX4H02	28.4	13.8	91	97	0.95	II
LV 1350Lm 4000K CRI97 No dim	915G03XX4K02	23.4	915G03XX4L02	24.2	915G03XX4M02	28.7	13.8	98	97	0.95	II
LV 1350Lm 4000K CRI97 Dali	915G03XX4B02	23.4	915G03XX4E02	24.2	915G03XX4H02	28.7	13.8	98	97	0.95	II
LV 1250Lm 1800-3000K Triac dim	915E03XX4A02	23.1	915E03XX4D02	24.0	915E03XX4G02	28.4	13.8	91	97	0.95	II
LV 1250Lm 1800-3000K Dali	915E03XX4B02	23.1	915E03XX4E02	24.0	915E03XX4H02	28.4	13.8	91	97	0.95	II
LV 1250Lm 1800-3000K Casambi	915E03XX4C02	23.1	915E03XX4F02	24.0	915E03XX4J02	28.4	13.8	91	97	0.95	II
LV-TW 1250Lm 2700-6500K Dali	-	-	916A03XX4W02	24.0	916A03XX4Y02	28.4	11.4	110	85/94	0.90	II
LV-TW 1250Lm 2700-6500K Casambi	-	-	916A03XX4X02	24.0	916A03XX4Z02	28.4	11.4	110	85/94	0.90	II

LV versions also available with: Triac dim Casambi 1-10V & Push Check our datasheets, pricelist or website for all available versions

All values are measured at 230V (+/- 7%). See page 188-189 for the HV-FD dimmerlist.



DOWNLIGHTS (SMALL)

FIDO 98



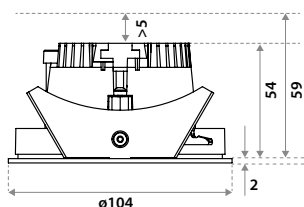
FIXED



Living room
-
Fido 98 HV-FD
4000K 600Lm 40°

Fido 98

DIMENSIONS



SPECIFICATIONS

Beam angle (FWHM)	See the item specifications below
Fixture material	Housing: Die cast aluminium Reflector glass: Polycarbonate
Environment	Indoor
IP rate	IP20 / IP44
IK rate	IK03
Operating temperature (Ta)	-20°C / +45°C
Safety marks	EN60598 / EN62031 / EN62471
EMC compliance	EN55015
Colour consistency (SDCM)	MacAdam step 3
Warranty	7 years

This luminaire contains built-in LED lamps.
There are no exchangeable parts inside the luminaire.
EU 874/2012



Using CS springs: Ø 98 mm.
Thickness ceiling 5-59 mm
& recess depth 59 mm.



Using WS springs: Ø 98 mm.
Thickness ceiling 1-50 mm
& recess depth 59 mm.

Only when the product is installed in a closed ceiling may it be exposed to water splashes, and only on its front side.



ITEM SPECIFICATIONS See pricelist 2022 page 22

Description	40°		80°		W per lamp	Lm/W	CRI (typ.)	Pf	Safety class
	Item code	UGR	Item code	UGR					
HV-FD 600Lm 2700K Triac dim	F12A03XX5A02	12.7	F12A03XX5B02	23.8	10.5	57	93	0.99	I
HV-FD 600Lm 3000K Triac dim	F12A03XX5C02	12.7	F12A03XX5D02	23.8	10.3	58	93	0.99	I
HV-FD 600Lm 4000K Triac dim	F12A03XX5E02	12.7	F12A03XX5F02	23.8	10.1	59	93	0.99	I
HV-FD 600Lm 2200-3000K Triac dim	F12A03XX5G02	12.7	F12A03XX5H02	23.8	10.3	58	93	0.99	I

All values are measured at 230V (+/- 7%). See page 188-189 for the HV-FD dimmerlist.



Colour options

Fido reflector rings

Housing/ Reflector ring	Item code
White/Gold	XX=61
White/Black	XX=62
White/White	XX=65



XX=61




XX=62



XX=65

Housing/ Reflector ring	Item code
Black/Gold	XX=71
Black/Black	XX=72
Black/White	XX=76



XX=71



XX=72



XX=76

DOWNLIGHTS (LARGE)

FIDO 108



ADJUSTABLE



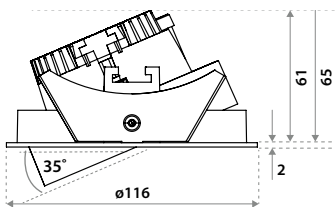
Restaurant

-

Fido 108 HV-FD
3000K 600Lm 40°

Fido 108

DIMENSIONS



SPECIFICATIONS

Beam angle (FWHM)	See the item specifications below
Fixture material	Housing: Die cast aluminium Reflector glass: Polycarbonate
Environment	Indoor
IP rate	IP20
IK rate	IK03
Operating temperature (Ta)	-20°C / +45°C
Safety marks	EN60598 / EN62031 / EN62471
EMC compliance	EN55015
Colour consistency (SDCM)	MacAdam step 3
Warranty	7 years

This luminaire contains built-in LED lamps.

There are no exchangeable parts inside the luminaire.

EU 874/2012



Using CS springs: Ø 108 mm.
Thickness ceiling 5-65 mm
& recess depth 65 mm.



Using WS springs: Ø 108 mm.
Thickness ceiling 1-30 mm
& recess depth 65 mm.

For soft ceiling tiles we recommend using a wooden plate or a ceiling ring on the reverse side of the tile.



ITEM SPECIFICATIONS See pricelist 2022 page 23

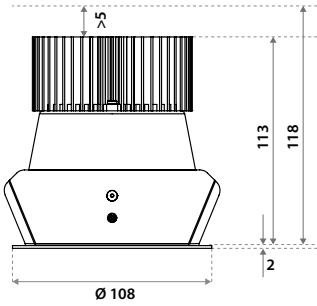
Description	40°		80°		W per lamp	Lm/W	CRI (typ.)	Pf	Safety class
	Item code	UGR	Item code	UGR					
HV-FD 600Lm 2700K Triac dim	F22B03XX5A02	12.7	F22B03XX5B02	23.8	10.5	57	93	0.99	I
HV-FD 600Lm 3000K Triac dim	F22B03XX5C02	12.7	F22B03XX5D02	23.8	10.3	58	93	0.99	I
HV-FD 600Lm 4000K Triac dim	F22B03XX5E02	12.7	F22B03XX5F02	23.8	10.1	59	93	0.99	I
HV-FD 600Lm 2200-3000K Triac dim	F22B03XX5G02	12.7	F22B03XX5H02	23.8	10.3	58	93	0.99	I

All values are measured at 230V (+/- 7%). See page 188-189 for the HV-FD dimmerlist.



Strada 100

DIMENSIONS



CHOOSE YOUR LUMEN OUTPUT

	mA	W per lamp	Lumen Output			Lumen / Watt		
			CRI80	CRI80	CRI97	CRI80	CRI80	CRI97
			3000K	4000K	3000K	3000K	4000K	3000K
Special request	250	9.4	1200	1400	800	127	149	85
Special request	350	13.2	1650	1900	1100	125	144	83
Special request	500	17.9	2250	2500	1450	125	139	81
Standard	700	27.0	3000	3400	2150	111	126	80
Special request	800	32.1	3400	3750	2500	106	117	78
Special request	900	35.5	3700	4100	2700	104	115	76
Special request	1050	41.7	4200	4700	3000	101	113	72
Standard	1200	50.5	5000	5700	3250	99	113	64
Special request	1400	57.2	5600	6300	3750	98	110	66

SPECIFICATIONS

Beam angle (FWHM)	18° / 37° / 60° (On request 80°)
Fixture material	Die cast aluminium
Environment	Indoor
IP rate	IP20 / IP44
IK rate	IK03
Operating temperature (Ta)	-20°C / +45°C
Safety marks	EN60598 / EN62031 / EN62471
EMC compliance	EN55015
Colour consistency (SDCM)	MacAdam step 3
Warranty	7 years

IP20	Only when the product is installed in a closed ceiling may it be exposed to water splashes, and only on its front side.
IP44	

This luminaire contains built-in LED lamps.

There are no exchangeable parts inside the luminaire.

EU 874/2012

Ask our sales department about the possibilities for:

- Tuneable white 2700-6500K.
- Extra LED options from the LUXEON Stylist Series (see page 36)



Using CS springs: Ø 100 mm. Thickness ceiling 5-118 mm & recess depth 118 mm. For plasterboard ceilings or similar harder materials thicker than 9 mm.



Using WS springs: Ø 100 mm. Thickness 1-55 mm & recess depth 118 mm. For soft ceiling tiles. We recommend using a ceiling ring on the reverse side of the tile.



ITEM SPECIFICATIONS

See pricelist 2022 page 24

Description Strada 100	18°		37°		60°		mA	W per lamp	Lm/W	CRI (typ.)	Pf	Safety class
	Item code	UGR	Item code	UGR	Item code	UGR						
LV 3000Lm 3000K CRI80 No dim	852003XXCA02	18.8	852003XXCB02	18.3	852003XXCC02	21.3	700	27.0	111	82	0.95	I
LV 3000Lm 3000K CRI80 1-10V & Push	852003XXNA02	18.8	852003XXNB02	18.3	852003XXNC02	21.3	700	27.0	111	82	0.95	II
LV 3000Lm 3000K CRI80 Dali	852003XXPA02	18.8	852003XXPB02	18.3	852003XXPC02	21.3	700	27.0	111	82	0.95	II
LV 3400Lm 4000K CRI80 No dim	852003XXCD02	19.2	852003XXCE02	18.7	852003XXCF02	21.7	700	27.0	126	82	0.95	I
LV 3400Lm 4000K CRI80 1-10V & Push	852003XXND02	19.2	852003XXNE02	18.7	852003XXNF02	21.7	700	27.0	126	82	0.95	II
LV 3400Lm 4000K CRI80 Dali	852003XXPD02	19.2	852003XXPE02	18.7	852003XXPF02	21.7	700	27.0	126	82	0.95	II
LV 2500Lm 3000K CRI97 No dim	852003XXCG02	18.1	852003XXCH02	17.6	852003XXCJ02	20.6	800	32.1	78	97	0.95	I
LV 2500Lm 3000K CRI97 1-10V & Push	852003XXNG02	18.1	852003XXNH02	17.6	852003XXNJ02	20.6	800	32.1	78	97	0.95	II
LV 2500Lm 3000K CRI97 Dali	852003XXPG02	18.1	852003XXPH02	17.6	852003XXPJ02	20.6	800	32.1	78	97	0.95	II
LV 5000Lm 3000K CRI80 No dim	852003XXCR02	20.5	852003XXCS02	20.0	852003XXCT02	23.1	1200	50.5	99	82	0.95	II
LV 5000Lm 3000K CRI80 1-10V & Push	852003XXNK02	20.5	852003XXNL02	20.0	852003XXNM02	23.1	1200	50.5	99	82	0.95	I
LV 5000Lm 3000K CRI80 Dali	852003XXPK02	20.5	852003XXPL02	20.0	852003XXPM02	23.1	1200	50.5	99	82	0.95	I
LV 5700Lm 4000K CRI80 No dim	852003XXCU02	21.0	852003XXCV02	20.5	852003XXCW02	23.5	1200	50.5	113	82	0.95	II
LV 5700Lm 4000K CRI80 1-10V & Push	852003XXNN02	21.0	852003XXNP02	20.5	852003XXNQ02	23.5	1200	50.5	113	82	0.95	I
LV 5700Lm 4000K CRI80 Dali	852003XXPN02	21.0	852003XXPP02	20.5	852003XXPQ02	23.5	1200	50.5	113	82	0.95	I
LV 3750Lm 3000K CRI97 No dim	852003XXFD02	19.5	852003XXFE02	19.0	852003XXFF02	22.1	1400	57.2	66	97	0.95	II
LV 3750Lm 3000K CRI97 1-10V & Push	852003XXNR02	19.5	852003XXNS02	19.0	852003XXNT02	22.1	1400	57.2	66	97	0.95	I
LV 3750Lm 3000K CRI97 Dali	852003XXPR02	19.5	852003XXPS02	19.0	852003XXPT02	22.1	1400	57.2	66	97	0.95	I


All values are measured at 230V (+/- 7%).



DOWNLIGHTS (LARGE)

NEW

Available from Q3 2022.



ø 170 mm

STRADA 150

BEAM ANGLE



Reflector
LV: 45° / 65°



Diffuser
LV: 80° (On request)


COLOURS



Matt black
RAL 9005



Matt white
RAL 9016



61

63

62

65

71

74

72

76

**Housing/
Reflector ring**

**Item
code**

**Housing/
Reflector ring**

**Item
code**

White/Gold

XX=61

Black/Gold

XX=71

White/Silver

XX=63

Black/Silver

XX=74

White/Black

XX=62

Black/Black

XX=72

White/White

XX=65

Black/White

XX=76

SPRINGS

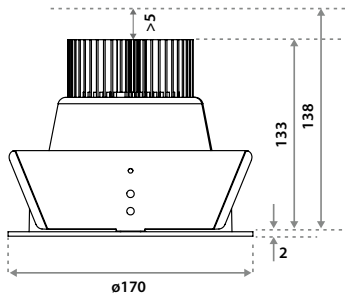


Standard with CS springs
(concrete/gyproc). Also
available as above with
WS springs (gyproc/
metal).

FIXED

Strada 150

DIMENSIONS



CHOOSE YOUR LUMEN OUTPUT

	mA	W per lamp	Lumen Output			Lumen / Watt		
			CRI80	CRI80	CRI97	CRI80	CRI80	CRI97
			3000K	4000K	3000K	3000K	4000K	3000K
Special request	250	9.4	1200	1400	800	127	149	85
Special request	350	13.2	1650	1900	1100	125	144	83
Special request	500	17.9	2250	2500	1450	125	139	81
Standard	700	27.0	3000	3400	2150	111	126	80
Special request	800	32.1	3400	3750	2500	106	117	78
Special request	900	35.5	3700	4100	2700	104	115	76
Special request	1050	41.7	4200	4700	3000	101	113	72
Standard	1200	50.5	5000	5700	3250	99	113	64
Special request	1400	57.2	5600	6300	3750	98	110	66

SPECIFICATIONS

Beam angle (FWHM)	45° / 65° (On request 80°)
Fixture material	Die cast aluminium
Environment	Indoor
IP rate	IP20 / IP44
IK rate	IK03
Operating temperature (Ta)	-20°C / +45°C
Safety marks	EN60598 / EN62031 / EN62471
EMC compliance	EN55015
Colour consistency (SDCM)	MacAdam step 3
Warranty	7 years

This luminaire contains built-in LED lamps.

There are no exchangeable parts inside the luminaire.

EU 874/2012

Ask our sales department about the possibilities for:

- Tuneable white 2700-6500K.
- Extra LED options from the LUXEON Stylist Series (see page 36)



Using CS springs. Ø 160 mm.

Thickness ceiling 5-138 mm & recess depth 138 mm. For plasterboard ceilings or similar harder materials.



Using WS springs: Ø 150-165 mm.

Thickness ceiling 1-35 mm & recess depth 138 mm. For soft ceiling tiles. We recommend using a ceiling ring on the reverse side of the tile.

IP20
IP44

Only when the product is installed in a closed ceiling may it be exposed to water splashes, and only on its front side.



ITEM SPECIFICATIONS See pricelist 2022 page 25

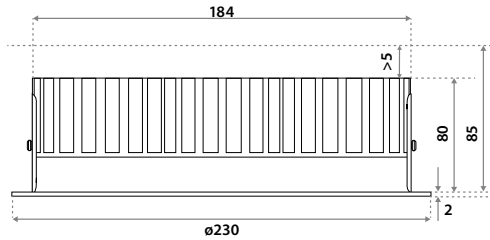
Description	45°		65°		mA	W per lamp	Lm/W	CRI (typ.)	Pf	Safety class
	Item code	UGR	Item code	UGR						
Strada 150 LV 3000Lm 3000K CRI80 No dim	850503XXJA02	16.3	850503XXJB02	19.2	700	27.0	111	82	0.95	I
Strada 150 LV 3000Lm 3000K CRI80 1-10V & Push	850503XXN202	16.3	850503XXN302	19.2	700	27.0	111	82	0.95	II
Strada 150 LV 3000Lm 3000K CRI80 Dali	850503XXP202	16.3	850503XXP302	19.2	700	27.0	111	82	0.95	II
Strada 150 LV 3400Lm 4000K CRI80 No dim	850503XXJC02	16.7	850503XXJD02	19.6	700	27.0	126	82	0.95	I
Strada 150 LV 3400Lm 4000K CRI80 1-10V & Push	850503XXN402	16.7	850503XXN502	19.6	700	27.0	126	82	0.95	II
Strada 150 LV 3400Lm 4000K CRI80 Dali	850503XXP402	16.7	850503XXP502	19.6	700	27.0	126	82	0.95	II
Strada 150 LV 2500Lm 3000K CRI97 No dim	850503XXCX02	15.7	850503XXCY02	18.5	800	32.1	78	97	0.95	I
Strada 150 LV 2500Lm 3000K CRI97 1-10V & Push	850503XXN002	15.7	850503XXN102	18.5	800	32.1	78	97	0.95	II
Strada 150 LV 2500Lm 3000K CRI97 Dali	850503XXP002	15.7	850503XXP102	18.5	800	32.1	78	97	0.95	II
Strada 150 LV 5000Lm 3000K CRI80 No dim	850503XXCK02	18.1	850503XXCL02	20.9	1200	50.5	99	82	0.95	II
Strada 150 LV 5000Lm 3000K CRI80 1-10V & Push	850503XXNU02	18.1	850503XXNV02	20.9	1200	50.5	99	82	0.95	I
Strada 150 LV 5000Lm 3000K CRI80 Dali	850503XXPU02	18.1	850503XXPV02	20.9	1200	50.5	99	82	0.95	I
Strada 150 LV 5700Lm 4000K CRI80 No dim	850503XXCM02	18.5	850503XXCN02	21.4	1200	50.5	113	82	0.95	II
Strada 150 LV 5700Lm 4000K CRI80 1-10V & Push	850503XXNW02	18.5	850503XXNX02	21.4	1200	50.5	113	82	0.95	I
Strada 150 LV 5700Lm 4000K CRI80 Dali	850503XXPW02	18.5	850503XXPX02	21.4	1200	50.5	113	82	0.95	I
Strada 150 LV 3750Lm 3000K CRI97 No dim	850503XXCP02	17.1	850503XXCQ02	19.9	1400	57.2	66	97	0.95	II
Strada 150 LV 3750Lm 3000K CRI97 1-10V & Push	850503XXNY02	17.1	850503XXNZ02	19.9	1400	57.2	66	97	0.95	I
Strada 150 LV 3750Lm 3000K CRI97 Dali	850503XXPY02	17.1	850503XXPZ02	19.9	1400	57.2	66	97	0.95	I

All values are measured at 230V (+/- 7%).



Strada 185

DIMENSIONS



CHOOSE YOUR LUMEN OUTPUT

	mA	W per lamp	Lumen Output			Lumen / Watt		
			CRI80	CRI80	CRI97	CRI80	CRI80	CRI97
			3000K	4000K	3000K	3000K	4000K	3000K
Special request	250	9.4	1200	1400	800	127	149	85
Special request	350	13.2	1650	1900	1100	125	144	83
Special request	500	17.9	2250	2500	1450	125	139	81
Standard	700	27.0	3000	3400	2150	111	126	80
Special request	800	32.1	3400	3750	2500	106	117	78
Special request	900	35.5	3700	4100	2700	104	115	76
Special request	1050	41.7	4200	4700	3000	101	113	72
Standard	1200	50.5	5000	5700	3250	99	113	64
Special request	1400	57.2	5600	6300	3750	98	110	66

SPECIFICATIONS

Beam angle (FWHM)	80°
Fixture material	Housing: Die cast aluminium Reflector glass: Polycarbonate
Environment	Indoor
IP rate	IP20 / IP44
IK rate	IK03
Operating temperature (Ta)	-20°C / +45°C
Safety marks	EN60598 / EN62031 / EN62471
EMC compliance	EN55015
Colour consistency (SDCM)	MacAdam step 3
Warranty	7 years

This luminaire contains built-in LED lamps.

There are no exchangeable parts inside the luminaire.

EU 874/2012



Using CS springs. Thickness ceiling 5-85 mm & recess depth 85 mm.

185 mm: For soft ceiling tiles. We recommend using a wooden plate or a ceiling ring on the reverse side of the tile.

185-205 mm: For plasterboard ceilings or similar harder materials.

IP20

Only when the product is installed in a closed ceiling may it be exposed to water splashes, and only on its front side.

IP44



ITEM SPECIFICATIONS See pricelist 2022 page 26

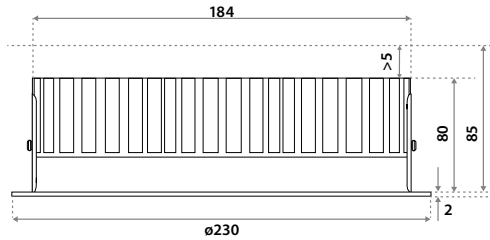
Description	Item code	UGR	mA	W per lamp	Lm/W	CRI (typ.)	Pf	Safety class
Strada 185 LV 3000Lm 3000K CRI80 No dim	85IC03XXYR02	24.8	700	27.0	111	82	0.95	I
Strada 185 LV 3000Lm 3000K CRI80 1-10V & Push	85IC03XXYH02	24.8	700	27.0	111	82	0.95	II
Strada 185 LV 3000Lm 3000K CRI80 Dali	85IC03XXYM02	24.8	700	27.0	111	82	0.95	II
Strada 185 LV 3400Lm 4000K CRI80 No dim	85IC03XXYY02	25.3	700	27.0	126	82	0.95	I
Strada 185 LV 3400Lm 4000K CRI80 1-10V & Push	85IC03XXYU02	25.3	700	27.0	126	82	0.95	II
Strada 185 LV 3400Lm 4000K CRI80 Dali	85IC03XXYW02	25.3	700	27.0	126	82	0.95	II
Strada 185 LV 2500Lm 3000K CRI97 No dim	85IC03XXYQ02	24.2	800	32.1	78	97	0.95	I
Strada 185 LV 2500Lm 3000K CRI97 1-10V & Push	85IC03XXYG02	24.2	800	32.1	78	97	0.95	II
Strada 185 LV 2500Lm 3000K CRI97 Dali	85IC03XXYL02	24.2	800	32.1	78	97	0.95	II
Strada 185 LV 5000Lm 3000K CRI80 No dim	85IC03XXYT02	26.6	1200	50.5	99	82	0.95	II
Strada 185 LV 5000Lm 3000K CRI80 1-10V & Push	85IC03XXYK02	26.6	1200	50.5	99	82	0.95	I
Strada 185 LV 5000Lm 3000K CRI80 Dali	85IC03XXYP02	26.6	1200	50.5	99	82	0.95	I
Strada 185 LV 5700Lm 4000K CRI80 No dim	85IC03XXYZ02	27.1	1200	50.5	113	82	0.95	II
Strada 185 LV 5700Lm 4000K CRI80 1-10V & Push	85IC03XXYV02	27.1	1200	50.5	113	82	0.95	I
Strada 185 LV 5700Lm 4000K CRI80 Dali	85IC03XXYX02	27.1	1200	50.5	113	82	0.95	I
Strada 185 LV 3750Lm 3000K CRI97 No dim	85IC03XXYS02	25.6	1400	57.2	66	97	0.95	II
Strada 185 LV 3750Lm 3000K CRI97 1-10V & Push	85IC03XXYJ02	25.6	1400	57.2	66	97	0.95	I
Strada 185 LV 3750Lm 3000K CRI97 Dali	85IC03XXYN02	25.6	1400	57.2	66	97	0.95	I

All values are measured at 230V (+/- 7%).



Fluxe 185

DIMENSIONS



CHOOSE YOUR LUMEN OUTPUT

	mA	W per lamp	Lumen Output			Lumen / Watt		
			CRI80	CRI80	CRI97	CRI80	CRI80	CRI97
			3000K	4000K	3000K	3000K	4000K	3000K
Special request	250	9.4	1200	1400	800	127	149	85
Special request	350	13.2	1650	1900	1100	125	144	83
Special request	500	17.9	2250	2500	1450	125	139	81
Standard	700	27.0	3000	3400	2150	111	126	80
Special request	800	32.1	3400	3750	2500	106	117	78
Special request	900	35.5	3700	4100	2700	104	115	76
Special request	1050	41.7	4200	4700	3000	101	113	72
Standard	1200	50.5	5000	5700	3250	99	113	64
Special request	1400	57.2	5600	6300	3750	98	110	66

SPECIFICATIONS

Beam angle (FWHM)	80°
Fixture material	Housing: Die cast aluminium Reflector glass: Polycarbonate
Environment	Indoor
IP rate	IP20 / IP44
IK rate	IK03
Operating temperature (Ta)	-20°C / +45°C
Safety marks	EN60598 / EN62031 / EN62471
EMC compliance	EN55015
Colour consistency (SDCM)	MacAdam step 3
Warranty	7 years

This luminaire contains built-in LED lamps.

There are no exchangeable parts inside the luminaire.

EU 874/2012



Using CS springs. Thickness ceiling 5-85 mm & recess depth 85 mm.

185 mm: For soft ceiling tiles. We recommend using a wooden plate or a ceiling ring on the reverse side of the tile.

185-205 mm: For plasterboard ceilings or similar harder materials.

IP20	Only when the product is installed in a closed ceiling may it be exposed to water splashes, and only on its front side.
IP44	



ITEM SPECIFICATIONS See pricelist 2022 page 26

Description	Item code	UGR	mA	W per lamp	Lm/W	CRI (typ.)	Pf	Safety class
Fluxe 185 LV 3000Lm 3000K CRI80 No dim	821C03XXYR02	24.8	700	27.0	111	82	0.95	I
Fluxe 185 LV 3000Lm 3000K CRI80 1-10V & Push	821C03XXYH02	24.8	700	27.0	111	82	0.95	II
Fluxe 185 LV 3000Lm 3000K CRI80 Dali	821C03XXYM02	24.8	700	27.0	111	82	0.95	II
Fluxe 185 LV 3400Lm 4000K CRI80 No dim	821C03XXYY02	25.3	700	27.0	126	82	0.95	I
Fluxe 185 LV 3400Lm 4000K CRI80 1-10V & Push	821C03XXYU02	25.3	700	27.0	126	82	0.95	II
Fluxe 185 LV 3400Lm 4000K CRI80 Dali	821C03XXYW02	25.3	700	27.0	126	82	0.95	II
Fluxe 185 LV 2500Lm 3000K CRI97 No dim	821C03XXYQ02	24.2	800	32.1	78	97	0.95	I
Fluxe 185 LV 2500Lm 3000K CRI97 1-10V & Push	821C03XXYG02	24.2	800	32.1	78	97	0.95	II
Fluxe 185 LV 2500Lm 3000K CRI97 Dali	821C03XXYL02	24.2	800	32.1	78	97	0.95	II
Fluxe 185 LV 5000Lm 3000K CRI80 No dim	821C03XXYT02	26.6	1200	50.5	99	82	0.95	II
Fluxe 185 LV 5000Lm 3000K CRI80 1-10V & Push	821C03XXYK02	26.6	1200	50.5	99	82	0.95	I
Fluxe 185 LV 5000Lm 3000K CRI80 Dali	821C03XXYP02	26.6	1200	50.5	99	82	0.95	I
Fluxe 185 LV 5700Lm 4000K CRI80 No dim	821C03XXYZ02	27.1	1200	50.5	113	82	0.95	II
Fluxe 185 LV 5700Lm 4000K CRI80 1-10V & Push	821C03XXYV02	27.1	1200	50.5	113	82	0.95	I
Fluxe 185 LV 5700Lm 4000K CRI80 Dali	821C03XXYX02	27.1	1200	50.5	113	82	0.95	I
Fluxe 185 LV 3750Lm 3000K CRI97 No dim	821C03XXYS02	25.6	1400	57.2	66	97	0.95	II
Fluxe 185 LV 3750Lm 3000K CRI97 1-10V & Push	821C03XXYJ02	25.6	1400	57.2	66	97	0.95	I
Fluxe 185 LV 3750Lm 3000K CRI97 Dali	821C03XXYN02	25.6	1400	57.2	66	97	0.95	I

All values are measured at 230V (+/- 7%).



DOWNLIGHTS (LARGE)

LINEA 120



ø 180 mm

BEAM ANGLE



Reflector
LV: 24° / 60°
LV-TW: 60°



Lens
HV-FD: 40°



Diffuser
HV-FD: 80°
LV: 80°
LV-TW: 80°

COLOURS



Matt white
RAL 9016 (XX=MW)



Matt black
RAL 9005 (XX=BL)

SPRINGS

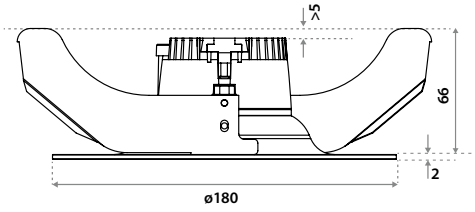


Standard with GS springs (concrete/gyproc).
Also available as above with
WS springs (gyproc/metal).

FIXED

Linea 120

DIMENSIONS



SPECIFICATIONS

Beam angle (FWHM)	See the item specifications below
Fixture material	Housing: Die cast aluminium Reflector glass: Polycarbonate
Environment	Indoor
IP rate	IP20 / IP44
IK rate	IK03
Operating temperature (Ta)	-20°C / +45°C
Safety marks	EN60598 / EN62031 / EN62471
EMC compliance	EN55015
Colour consistency (SDCM)	MacAdam step 3
Warranty	7 years

eldoLED
CASAMBI

CHOOSE YOUR LV LUMEN OUTPUT

CRI97 standard	mA	W per lamp	Lumen Output			Lumen / Watt		
			2700K	3000K	4000K	2700K	3000K	4000K
Special request	100	4.0	375	400	425	94	100	106
Special request	250	9.8	850	900	1000	87	92	102
Standard	350	13.8	1150	1250	1350	83	91	98
Special request	450	18.0	1475	1600	1750	82	89	97
Standard	500	20.1	1625	1800	1925	81	89	96

CRI80 special request	mA	W per lamp	Lumen Output			Lumen / Watt		
			2700K	3000K	4000K	2700K	3000K	4000K
Special request	100	4.0	475	500	525	119	125	131
Special request	250	9.8	1125	1175	1225	115	120	125
Special request	350	13.8	1550	1625	1700	112	118	123
Special request	450	18.0	1950	2025	2100	108	113	117
Special request	500	20.1	2175	2250	2325	108	112	116



Using **GS springs**. Ø 120-165 mm. Thickness ceiling 8-70 mm & recess depth 70 mm. For plasterboard ceilings or similar harder materials. Turn the ring on the front counterclockwise after installation.



Using **WS springs**: Ø 120 mm. Thickness ceiling 1-35 & recess depth 70 mm. For soft ceiling files. We recommend using a wooden plate or a ceiling ring on the reverse side of the tile.



Only when the product is installed in a closed ceiling may it be exposed to water splashes, and only on its front side.

ITEM SPECIFICATIONS See pricelist 2022 page 27-29

Description Linea 120	40°		80°		W per lamp	Lm/W	CRI (typ.)	Pf	Safety class
	Item code	UGR	Item code	UGR					
HV-FD 600Lm 2700K Triac dim	892A03XX5J02	9.5	892A03XX5K02	20.6	10.5	57	93	0.99	I
HV-FD 600Lm 3000K Triac dim	892A03XX5L02	9.5	892A03XX5M02	20.6	10.3	58	93	0.99	I
HV-FD 600Lm 4000K Triac dim	892A03XX5N02	9.5	892A03XX5P02	20.6	10.1	59	93	0.99	I
HV-FD 600Lm 2200-3000K Triac dim	892A03XX5Q02	9.5	892A03XX5R02	20.6	10.3	58	93	0.99	I

Description Linea 120	24°		60°		80°		W per lamp	Lm/W	CRI (typ.)	Pf	Safety class
	Item code	UGR	Item code	UGR	Item code	UGR					
LV 1150Lm 2700K No dim (13.8W)	895A03XX2U02	17.6	895A03XX2V02	18.5	895A03XX2W02	22.9	13.8	83	97	0.95	II
LV 1150Lm 2700K Dali (13.8W)	895A03XX2L02	17.6	895A03XX2P02	18.5	895A03XX2S02	22.9	13.8	83	97	0.95	II
LV 1250Lm 3000K No dim (13.8W)	895B03XX2U02	17.9	895B03XX2V02	18.8	895B03XX2W02	23.2	13.8	91	97	0.95	II
LV 1250Lm 3000K Dali (13.8W)	895B03XX2L02	17.9	895B03XX2P02	18.8	895B03XX2S02	23.2	13.8	91	97	0.95	II
LV 1350Lm 4000K No dim (13.8W)	895G03XX2U02	18.2	895G03XX2V02	19.0	895G03XX2W02	23.5	13.8	98	97	0.95	II
LV 1350Lm 4000K Dali (13.8W)	895G03XX2L02	18.2	895G03XX2P02	19.0	895G03XX2S02	23.5	13.8	98	97	0.95	II
LV 1625Lm 2700K No dim (20.1W)	895K03XX2U02	18.8	895K03XX2V02	19.7	895K03XX2W02	24.1	20.1	81	97	0.95	II
LV 1625Lm 2700K Dali (20.1W)	895K03XX2L02	18.8	895K03XX2P02	19.7	895K03XX2S02	24.1	20.1	81	97	0.95	II
LV 1800Lm 3000K No dim (20.1W)	895L03XX2U02	19.1	895L03XX2V02	20.0	895L03XX2W02	24.5	20.1	89	97	0.95	II
LV 1800Lm 3000K Dali (20.1W)	895L03XX2L02	19.1	895L03XX2P02	20.0	895L03XX2S02	24.5	20.1	89	97	0.95	II
LV 1925Lm 4000K No dim (20.1W)	895M03XX2U02	19.4	895M03XX2V02	20.3	895M03XX2W02	24.7	20.1	96	97	0.95	II
LV 1925Lm 4000K Dali (20.1W)	895M03XX2L02	19.4	895M03XX2P02	20.3	895M03XX2S02	24.7	20.1	96	97	0.95	II
LV 1250Lm 1800-3000K Triac dim (13.8W)	895E03XX2K02	17.9	895E03XX2N02	18.8	895E03XX2R02	23.2	13.8	91	97	0.95	II
LV 1250Lm 1800-3000K Dali (13.8W)	895E03XX2L02	17.9	895E03XX2P02	18.8	895E03XX2S02	23.2	13.8	91	97	0.95	II
LV 1250Lm 1800-3000K Casambi (13.8W)	895E03XX2M02	17.9	895E03XX2Q02	18.8	895E03XX2T02	23.2	13.8	91	97	0.95	II
LV-TW 1250Lm 2700-6500K Dali	-	-	896B03XX2B02	18.8	896B03XX2D02	23.2	11.4	110	85/94	0.90	II
LV-TW 1250Lm 2700-6500K Casambi	-	-	896B03XX2C02	18.8	896B03XX2E02	23.2	11.4	110	85/94	0.90	II

LV versions also available with: Triac dim Casambi 1-10V & Push Check our datasheets, pricelist or website for all available versions

All values are measured at 230V (+/- 7%). See page 188-189 for the HV-FD dimmerlist.



DOWNLIGHTS (LARGE)

LINEA 185



ø 230 mm

BEAM ANGLE



Reflector
LV: 24° / 60°
LV-TW: 60°



Diffuser
LV: 80°
LV-TW: 80°

COLOURS



Matt white
RAL 9016 (XX=MW)



Matt black
RAL 9005 (XX=BL)

SPRINGS

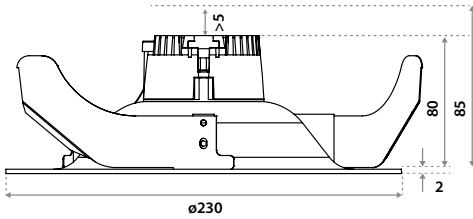


Standard with GS springs (concrete/gyproc).
Also available as above with
WS springs (gyproc/metal).

FIXED

Linea 185

DIMENSIONS



SPECIFICATIONS

Beam angle (FWHM)	See the item specifications below
Fixture material	Housing: Die cast aluminium Reflector glass: Polycarbonate
Environment	Indoor
IP rate	IP20 / IP44
IK rate	IK03
Operating temperature (Ta)	-20°C / +45°C
Safety marks	EN60598 / EN62031 / EN62471
EMC compliance	EN55015
Colour consistency (SDCM)	MacAdam step 3
Warranty	7 years



Only when the product is installed in a closed ceiling may it be exposed to water splashes, and only on its front side.

CHOOSE YOUR LV LUMEN OUTPUT

CRI97 standard	mA	W per lamp	Lumen Output			Lumen / Watt		
			2700K	3000K	4000K	2700K	3000K	4000K
Special request	100	4.0	375	400	425	94	100	106
Special request	250	9.8	850	900	1000	87	92	102
Standard	350	13.8	1150	1250	1350	83	91	98
Special request	450	18.0	1475	1600	1750	82	89	97
Standard	500	20.1	1625	1800	1925	81	89	96
Special request	600	23.9	1900	2050	2225	80	86	93
Standard	650	26.0	2050	2250	2400	79	86	92

CRI80 special request	mA	W per lamp	Lumen Output			Lumen / Watt		
			2700K	3000K	4000K	2700K	3000K	4000K
Special request	100	4.0	475	500	525	119	125	131
Special request	250	9.8	1125	1175	1225	115	120	125
Special request	350	13.8	1550	1625	1700	112	118	123
Special request	450	18.0	1950	2025	2100	108	113	117
Special request	500	20.1	2175	2250	2325	108	112	116
Special request	600	23.9	2475	2575	2675	104	108	112
Special request	650	26.0	2600	2700	2800	100	104	108



Using GS springs. Ø 170-175 mm.
Thickness ceiling 8-85 mm & recess depth 85 mm. For plasterboard ceilings or similar harder materials. Turn the ring on the front counterclockwise after installation.



Using WS springs: Ø 185-210 mm.
Thickness ceiling 1-35 & recess depth 85 mm. For soft ceiling tiles. We recommend taking down the ceiling tile before installing the product.



ITEM SPECIFICATIONS See pricelist 2022 page 30-33

Description Linea 185	24°		60°		80°		W per lamp	Lm/W	CRI (typ.)	Pf	Safety class
	Item code	UGR	Item code	UGR	Item code	UGR					
LV 1150Lm 2700K No dim (13.8W)	875A03XX2U02	15.5	875A03XX2V02	16.3	875A03XX2W02	20.8	13.8	83	97	0.95	II
LV 1150Lm 2700K Dali (13.8W)	875A03XX2L02	15.5	875A03XX2P02	16.3	875A03XX2S02	20.8	13.8	83	97	0.95	II
LV 1250Lm 3000K No dim (13.8W)	875B03XX2U02	15.8	875B03XX2V02	16.6	875B03XX2W02	21.1	13.8	91	97	0.95	II
LV 1250Lm 3000K Dali (13.8W)	875B03XX2L02	15.8	875B03XX2P02	16.6	875B03XX2S02	21.1	13.8	91	97	0.95	II
LV 1350Lm 4000K No dim (13.8W)	875G03XX2U02	16.0	875G03XX2V02	16.9	875G03XX2W02	21.3	13.8	98	97	0.95	II
LV 1350Lm 4000K Dali (13.8W)	875G03XX2L02	16.0	875G03XX2P02	16.9	875G03XX2S02	21.3	13.8	98	97	0.95	II
LV 1625Lm 2700K No dim (20.1W)	875K03XX2U02	16.7	875K03XX2V02	17.5	875K03XX2W02	22.0	20.1	81	97	0.95	II
LV 1625Lm 2700K Dali (20.1W)	875K03XX2L02	16.7	875K03XX2P02	17.5	875K03XX2S02	22.0	20.1	81	97	0.95	II
LV 1800Lm 3000K No dim (20.1W)	875L03XX2U02	17.0	875L03XX2V02	17.9	875L03XX2W02	22.3	20.1	89	97	0.95	II
LV 1800Lm 3000K Dali (20.1W)	875L03XX2L02	17.0	875L03XX2P02	17.9	875L03XX2S02	22.3	20.1	89	97	0.95	II
LV 1925Lm 4000K No dim (20.1W)	875M03XX2U02	17.3	875M03XX2V02	18.1	875M03XX2W02	22.6	20.1	96	97	0.95	II
LV 1925Lm 4000K Dali (20.1W)	875M03XX2L02	17.3	875M03XX2P02	18.1	875M03XX2S02	22.6	20.1	96	97	0.95	II
LV 2050Lm 2700K No dim (26.0W)	875N03XX2U02	17.5	875N03XX2V02	18.3	875N03XX2W02	22.8	26.0	79	97	0.95	II
LV 2050Lm 2700K Dali (26.0W)	875N03XX2L02	17.5	875N03XX2P02	18.3	875N03XX2S02	22.8	26.0	79	97	0.95	II
LV 2250Lm 3000K No dim (26.0W)	875P03XX2U02	17.8	875P03XX2V02	18.7	875P03XX2W02	23.1	26.0	86	97	0.95	II
LV 2250Lm 3000K Dali (26.0W)	875P03XX2L02	17.8	875P03XX2P02	18.7	875P03XX2S02	23.1	26.0	86	97	0.95	II
LV 2400Lm 4000K No dim (26.0W)	875Q03XX2U02	18.0	875Q03XX2V02	18.9	875Q03XX2W02	23.3	26.0	92	97	0.95	II
LV 2400Lm 4000K Dali (26.0W)	875Q03XX2L02	18.0	875Q03XX2P02	18.9	875Q03XX2S02	23.3	26.0	92	97	0.95	II
LV 1250Lm 1800-3000K Triac dim (13.8W)	875E03XX2K02	15.8	875E03XX2N02	16.6	875E03XX2R02	21.1	13.8	91	97	0.95	II
LV 1250Lm 1800-3000K Dali (13.8W)	875E03XX2L02	15.8	875E03XX2P02	16.6	875E03XX2S02	21.1	13.8	91	97	0.95	II
LV 1250Lm 1800-3000K Casambi (13.8W)	875E03XX2M02	15.8	875E03XX2Q02	16.6	875E03XX2T02	21.1	13.8	91	97	0.95	II
LV-TW 1250Lm 2700-6500K Dali	-	-	876A03XX2B02	16.6	876A03XX2D02	21.1	11.4	110	85/94	0.90	II
LV-TW 1250Lm 2700-6500K Casambi	-	-	876A03XX2C02	16.6	876A03XX2E02	21.1	11.4	110	85/94	0.90	II

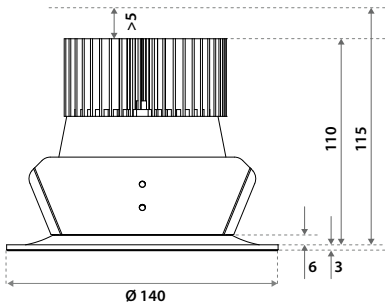
LV versions also available with: Triac dim Casambi 1-10V & Push Check our datasheets, pricelist or website for all available versions

All values are measured at 230V (+/- 7%).



Linea DS-FS 120

DIMENSIONS



CHOOSE YOUR LUMEN OUTPUT

	mA	W per lamp	Lumen Output			Lumen / Watt		
			CRI80	CRI80	CRI97	CRI80	CRI80	CRI97
			3000K	4000K	3000K	3000K	4000K	3000K
Special request	250	9.4	1200	1400	800	127	149	85
Special request	350	13.2	1650	1900	1100	125	144	83
Special request	500	17.9	2250	2500	1450	125	139	81
Standard	700	27.0	3000	3400	2150	111	126	80
Special request	800	32.1	3400	3750	2500	106	117	78
Special request	900	35.5	3700	4100	2700	104	115	76
Special request	1050	41.7	4200	4700	3000	101	113	72
Standard	1200	50.5	5000	5700	3250	99	113	64
Special request	1400	57.2	5600	6300	3750	98	110	66

SPECIFICATIONS

Beam angle (FWHM)	18° / 37° / 60° (On request 80°)
Fixture material	Die cast aluminium
Environment	Indoor
IP rate	IP20 / IP44
IK rate	IK09
Operating temperature (Ta)	-20°C / +45°C
Safety marks	EN60598 / EN62031 / EN62471
EMC compliance	EN55015
Colour consistency (SDCM)	MacAdam step 3
Warranty	7 years

IP20	Only when the product is installed in a closed ceiling may it be exposed to water splashes, and only on its front side.
IP44	

This luminaire contains built-in LED lamps.
There are no exchangeable parts inside the luminaire.
EU 874/2012
Ask our sales department about the possibilities for:
- Tuneable white 2700-6500K.
- Extra LED options from the LUXEON Stylist Series (see page 36)



Using CS springs. Ø 120 mm.
Thickness ceiling 10-115 mm & recess depth 115 mm. For plasterboard ceilings or similar harder materials thicker than 9 mm.



Using WS springs: Ø 120-130 mm.
Thickness ceiling 1-40 mm & recess depth 115 mm. For soft ceiling files. We recommend using a ceiling ring on the reverse side of the tile.



ITEM SPECIFICATIONS

See pricelist 2022 page 34

Description Linea DS-FS	18°		37°		60°		mA	W per lamp	Lm/W	CRI (typ.)	Pf	Safety class
	Item code	UGR	Item code	UGR	Item code	UGR						
LV 3000Lm 3000K CRI80 No dim	282003XXCA02	18.0	282003XXCB02	17.4	282003XXCC02	20.5	700	27.0	111	82	0.95	I
LV 3000Lm 3000K CRI80 1-10V & Push	282003XXNA02	18.0	282003XXNB02	17.4	282003XXNC02	20.5	700	27.0	111	82	0.95	II
LV 3000Lm 3000K CRI80 Dali	282003XXPA02	18.0	282003XXPB02	17.4	282003XXPC02	20.5	700	27.0	111	82	0.95	II
LV 3400Lm 4000K CRI80 No dim	282003XXCD02	18.4	282003XXCE02	17.9	282003XXCF02	20.9	700	27.0	126	82	0.95	I
LV 3400Lm 4000K CRI80 1-10V & Push	282003XXND02	18.4	282003XXNE02	17.9	282003XXNF02	20.9	700	27.0	126	82	0.95	II
LV 3400Lm 4000K CRI80 Dali	282003XXPD02	18.4	282003XXPE02	17.9	282003XXPF02	20.9	700	27.0	126	82	0.95	II
LV 2500Lm 3000K CRI97 No dim	282003XXCG02	17.3	282003XXCH02	16.8	282003XXCJ02	19.8	800	32.1	78	97	0.95	I
LV 2500Lm 3000K CRI97 1-10V & Push	282003XXNG02	17.3	282003XXNH02	16.8	282003XXNJ02	19.8	800	32.1	78	97	0.95	II
LV 2500Lm 3000K CRI97 Dali	282003XXPG02	17.3	282003XXPH02	16.8	282003XXPJ02	19.8	800	32.1	78	97	0.95	II
LV 5000Lm 3000K CRI80 No dim	282003XXCR02	19.7	282003XXCS02	19.2	282003XXCT02	22.2	1200	50.5	99	82	0.95	II
LV 5000Lm 3000K CRI80 1-10V & Push	282003XXNK02	19.7	282003XXNL02	19.2	282003XXNM02	22.2	1200	50.5	99	82	0.95	I
LV 5000Lm 3000K CRI80 Dali	282003XXPK02	19.7	282003XXPL02	19.2	282003XXPM02	22.2	1200	50.5	99	82	0.95	I
LV 5700Lm 4000K CRI80 No dim	282003XXCU02	20.2	282003XXCV02	19.7	282003XXCW02	22.7	1200	50.5	113	82	0.95	II
LV 5700Lm 4000K CRI80 1-10V & Push	282003XXNN02	20.2	282003XXNP02	19.7	282003XXNQ02	22.7	1200	50.5	113	82	0.95	I
LV 5700Lm 4000K CRI80 Dali	282003XXPN02	20.2	282003XXPP02	19.7	282003XXPQ02	22.7	1200	50.5	113	82	0.95	I
LV 3750Lm 3000K CRI97 No dim	282003XXFD02	18.7	282003XXFE02	18.2	282003XXFF02	21.2	1400	57.2	66	97	0.95	II
LV 3750Lm 3000K CRI97 1-10V & Push	282003XXNR02	18.7	282003XXNS02	18.2	282003XXNT02	21.2	1400	57.2	66	97	0.95	I
LV 3750Lm 3000K CRI97 Dali	282003XXPR02	18.7	282003XXPS02	18.2	282003XXPT02	21.2	1400	57.2	66	97	0.95	I

All values are measured at 230V (+/- 7%).



DOWNLIGHTS (LARGE)

LINEA DS-F 150



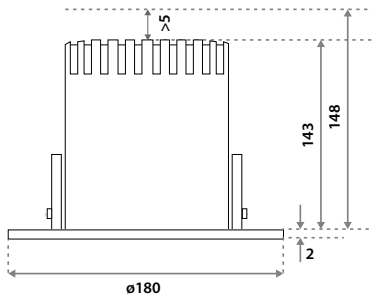
FIXED



Hotel Alski
-
Linea DS-F 150
5700 Lm

Linea DS-F 150

DIMENSIONS



CHOOSE YOUR LUMEN OUTPUT

	mA	W per lamp	Lumen Output			Lumen / Watt		
			CRI80	CRI80	CRI97	CRI80	CRI80	CRI97
			3000K	4000K	3000K	3000K	4000K	3000K
Special request	250	9.4	1200	1400	800	127	149	85
Special request	350	13.2	1650	1900	1100	125	144	83
Special request	500	17.9	2250	2500	1450	125	139	81
Standard	700	27.0	3000	3400	2150	111	126	80
Special request	800	32.1	3400	3750	2500	106	117	78
Special request	900	35.5	3700	4100	2700	104	115	76
Special request	1050	41.7	4200	4700	3000	101	113	72
Standard	1200	50.5	5000	5700	3250	99	113	64
Special request	1400	57.2	5600	6300	3750	98	110	66

SPECIFICATIONS

Beam angle (FWHM)	45° / 65° (On request 80°)
Fixture material	Die cast aluminium
Environment	Indoor
IP rate	IP20 / IP44
IK rate	IK09
Operating temperature (Ta)	-20°C / +45°C
Safety marks	EN60598 / EN62031 / EN62471
EMC compliance	EN55015
Colour consistency (SDCM)	MacAdam step 3
Warranty	7 years

IP20
IP44

Only when the product is installed in a closed ceiling may it be exposed to water splashes, and only on its front side.

This luminaire contains built-in LED lamps.

There are no exchangeable parts inside the luminaire.

EU 874/2012

Ask our sales department about the possibilities for:

- Tuneable white 2700-6500K.
- Extra LED options from the LUXEON Stylist Series (see page 36)



Using CS springs. Ø 160 mm.

Thickness ceiling 5-148 mm & recess depth 148 mm. For plasterboard ceilings or similar harder materials.

Using WS springs: Ø 150-165 mm.

Thickness ceiling 1-35 mm & recess depth 148 mm. For soft ceiling tiles. We recommend using a ceiling ring on the reverse side of the tile.



ITEM SPECIFICATIONS See pricelist 2022 page 35

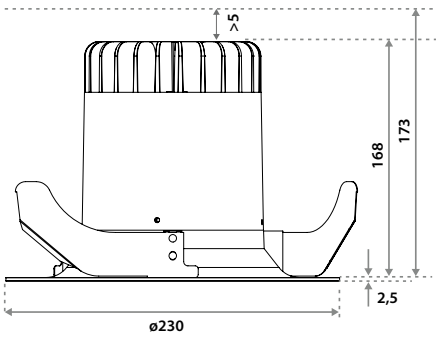
Description	45°		65°		mA	W per lamp	Lm/W	CRI (typ.)	Pf	Safety class
	Item code	UGR	Item code	UGR						
Linea DS-F LV 3000Lm 3000K CRI80 No dim	180503XXJA02	15.6	180503XXJB02	18.5	700	27.0	111	82	0.95	I
Linea DS-F LV 3000Lm 3000K CRI80 1-10V & Push	180503XXN202	15.6	180503XXN302	18.5	700	27.0	111	82	0.95	II
Linea DS-F LV 3000Lm 3000K CRI80 Dali	180503XXP202	15.6	180503XXP302	18.5	700	27.0	111	82	0.95	II
Linea DS-F LV 3400Lm 4000K CRI80 No dim	180503XXJC02	16.0	180503XXJD02	18.9	700	27.0	126	82	0.95	I
Linea DS-F LV 3400Lm 4000K CRI80 1-10V & Push	180503XXN402	16.0	180503XXN502	18.9	700	27.0	126	82	0.95	II
Linea DS-F LV 3400Lm 4000K CRI80 Dali	180503XXP402	16.0	180503XXP502	18.9	700	27.0	126	82	0.95	II
Linea DS-F LV 2500Lm 3000K CRI97 No dim	180503XXCX02	15.0	180503XXCY02	17.9	800	32.1	78	97	0.95	I
Linea DS-F LV 2500Lm 3000K CRI97 1-10V & Push	180503XXN002	15.0	180503XXN102	17.9	800	32.1	78	97	0.95	II
Linea DS-F LV 2500Lm 3000K CRI97 Dali	180503XXP002	15.0	180503XXP102	17.9	800	32.1	78	97	0.95	II
Linea DS-F LV 5000Lm 3000K CRI80 No dim	180503XXCK02	17.4	180503XXCL02	20.3	1200	50.5	99	82	0.95	II
Linea DS-F LV 5000Lm 3000K CRI80 1-10V & Push	180503XXNU02	17.4	180503XXNV02	20.3	1200	50.5	99	82	0.95	I
Linea DS-F LV 5000Lm 3000K CRI80 Dali	180503XXPU02	17.4	180503XXPV02	20.3	1200	50.5	99	82	0.95	I
Linea DS-F LV 5700Lm 4000K CRI80 No dim	180503XXCM02	17.8	180503XXCN02	20.7	1200	50.5	113	82	0.95	II
Linea DS-F LV 5700Lm 4000K CRI80 1-10V & Push	180503XXNW02	17.8	180503XXNX02	20.7	1200	50.5	113	82	0.95	I
Linea DS-F LV 5700Lm 4000K CRI80 Dali	180503XXPW02	17.8	180503XXPX02	20.7	1200	50.5	113	82	0.95	I
Linea DS-F LV 3750Lm 3000K CRI97 No dim	180503XXCP02	16.4	180503XXCQ02	19.3	1400	57.2	66	97	0.95	II
Linea DS-F LV 3750Lm 3000K CRI97 1-10V & Push	180503XXNY02	16.4	180503XXNZ02	19.3	1400	57.2	66	97	0.95	I
Linea DS-F LV 3750Lm 3000K CRI97 Dali	180503XXPY02	16.4	180503XXPZ02	19.3	1400	57.2	66	97	0.95	I

All values are measured at 230V (+/- 7%).



Linea DS-FX 185

DIMENSIONS



CHOOSE YOUR LUMEN OUTPUT

	mA	W per lamp	Lumen Output			Lumen / Watt		
			CRI80	CRI80	CRI97	CRI80	CRI80	CRI97
			3000K	4000K	3000K	3000K	4000K	3000K
Special request	250	9.4	1200	1400	800	127	149	85
Special request	350	13.2	1650	1900	1100	125	144	83
Special request	500	17.9	2250	2500	1450	125	139	81
Standard	700	27.0	3000	3400	2150	111	126	80
Special request	800	32.1	3400	3750	2500	106	117	78
Special request	900	35.5	3700	4100	2700	104	115	76
Special request	1050	41.7	4200	4700	3000	101	113	72
Standard	1200	50.5	5000	5700	3250	99	113	64
Special request	1400	57.2	5600	6300	3750	98	110	66

SPECIFICATIONS

Beam angle (FWHM)	45° / 65° (On request 80°)
Fixture material	Die cast aluminium
Environment	Indoor
IP rate	IP20 / IP44
IK rate	IK09
Operating temperature (Ta)	-20°C / +45°C
Safety marks	EN60598 / EN62031 / EN62471
EMC compliance	EN55015
Colour consistency (SDCM)	MacAdam step 3
Warranty	7 years

This luminaire contains built-in LED lamps.

There are no exchangeable parts inside the luminaire.

EU 874/2012

Ask our sales department about the possibilities for:

- Tuneable white 2700-6500K.
- Extra LED options from the LUXEON Stylist Series (see page 36)



IP20
IP44

Only when the product is installed in a closed ceiling may it be exposed to water splashes, and only on its front side.



Using GS springs. Ø 170-210 mm.

Thickness ceiling 8-173 mm & recess depth 173 mm. For plasterboard ceilings or similar harder materials. Turn the ring on the front counterclockwise after installation.



Using WS springs: Ø 170-210 mm.

Thickness ceiling 1-40 mm & recess depth 173 mm. For soft ceiling tiles we recommend using a wooden plate or a ceiling ring on the reverse side of the tile.



ITEM SPECIFICATIONS [See pricelist 2022 page 36](#)

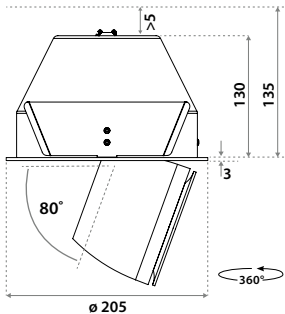
Description Linea DS-FX ¹	45°		65°		mA	W per lamp	Lm/W	CRI (typ.)	Pf	Safety class
	Item code	UGR	Item code	UGR						
LV 3000Lm 3000K CRI80 No dim	1BNA03XXJE02	15.6	1BNA03XXJF02	18.5	700	27.0	111	82	0.95	I
LV 3000Lm 3000K CRI80 1-10V & Push	1BNA03XXU202	15.6	1BNA03XXU302	18.5	700	27.0	111	82	0.95	II
LV 3000Lm 3000K CRI80 Dali	1BNA03XXV202	15.6	1BNA03XXV302	18.5	700	27.0	111	82	0.95	II
LV 3400Lm 4000K CRI80 No dim	1BNA03XXJG02	16.0	1BNA03XXJH02	18.9	700	27.0	126	82	0.95	I
LV 3400Lm 4000K CRI80 1-10V & Push	1BNA03XXU402	16.0	1BNA03XXU502	18.9	700	27.0	126	82	0.95	II
LV 3400Lm 4000K CRI80 Dali	1BNA03XXV402	16.0	1BNA03XXV502	18.9	700	27.0	126	82	0.95	II
LV 2500Lm 3000K CRI97 No dim	1BNA03XXGX02	15.0	1BNA03XXGY02	17.9	800	32.1	78	97	0.95	I
LV 2500Lm 3000K CRI97 1-10V & Push	1BNA03XXU002	15.0	1BNA03XXU102	17.9	800	32.1	78	97	0.95	II
LV 2500Lm 3000K CRI97 Dali	1BNA03XXV002	15.0	1BNA03XXV102	17.9	800	32.1	78	97	0.95	II
LV 5000Lm 3000K CRI80 No dim	1BNA03XXGK02	17.4	1BNA03XXGL02	20.3	1200	50.5	99	82	0.95	II
LV 5000Lm 3000K CRI80 1-10V & Push	1BNA03XXUU02	17.4	1BNA03XXUV02	20.3	1200	50.5	99	82	0.95	I
LV 5000Lm 3000K CRI80 Dali	1BNA03XXVU02	17.4	1BNA03XXVV02	20.3	1200	50.5	99	82	0.95	I
LV 5700Lm 4000K CRI80 No dim	1BNA03XXGM02	17.8	1BNA03XXGN02	20.7	1200	50.5	113	82	0.95	II
LV 5700Lm 4000K CRI80 1-10V & Push	1BNA03XXUW02	17.8	1BNA03XXUX02	20.7	1200	50.5	113	82	0.95	I
LV 5700Lm 4000K CRI80 Dali	1BNA03XXVW02	17.8	1BNA03XXVX02	20.7	1200	50.5	113	82	0.95	I
LV 3750Lm 3000K CRI97 No dim	1BNA03XXGP02	16.4	1BNA03XXGQ02	19.3	1400	57.2	66	97	0.95	II
LV 3750Lm 3000K CRI97 1-10V & Push	1BNA03XXUY02	16.4	1BNA03XXUZ02	19.3	1400	57.2	66	97	0.95	I
LV 3750Lm 3000K CRI97 Dali	1BNA03XXVY02	16.4	1BNA03XXVZ02	19.3	1400	57.2	66	97	0.95	I

All values are measured at 230V (+/- 7%)¹.



Linea DS-A 195

DIMENSIONS



SPECIFICATIONS

Beam angle (FWHM)	18° / 37° / 60° (On request 80°)
Fixture material	Die cast aluminium
Environment	Indoor
IP rate	IP20
IK rate	IK09
Operating temperature (Ta)	-20°C / +45°C
Safety marks	EN60598 / EN62031 / EN62471
EMC compliance	EN55015
Colour consistency (SDCM)	MacAdam step 3
Warranty	7 years



CHOOSE YOUR LUMEN OUTPUT

	mA	W per lamp	Lumen Output			Lumen / Watt		
			CRI80	CRI80	CRI97	CRI80	CRI80	CRI97
			3000K	4000K	3000K	3000K	4000K	3000K
Special request	250	9.4	1200	1400	800	127	149	85
Special request	350	13.2	1650	1900	1100	125	144	83
Special request	500	17.9	2250	2500	1450	125	139	81
Standard	700	27.0	3000	3400	2150	111	126	80
Special request	800	32.1	3400	3750	2500	106	117	78
Special request	900	35.5	3700	4100	2700	104	115	76
Special request	1050	41.7	4200	4700	3000	101	113	72
Standard	1200	50.5	5000	5700	3250	99	113	64
Special request	1400	57.2	5600	6300	3750	98	110	66

This luminaire contains built-in LED lamps.

There are no exchangeable parts inside the luminaire.

EU 874/2012

Ask our sales department about the possibilities for:

- Tuneable white 2700-6500K.
- Extra LED options from the LUXEON Stylist Series (see page 36)



Using CS springs: Ø 195 mm. Thickness ceiling 5-135 mm and recess depth 135 mm. For plasterboard ceilings or similar harder materials. Turn the ring on the front counterclockwise after installation.



Using GS springs: Ø 195 mm. Thickness ceiling 1-135 mm and recess depth 135 mm. For soft ceiling tiles we recommend using a wooden plate or a ceiling ring on the reverse side of the tile.



ITEM SPECIFICATIONS

See pricelist 2022 page 37

Description Linea DS-A 195	18°		37°		60°		mA	W per lamp	Lm/W	CRI (typ.)	Pf	Safety class
	Item code	UGR	Item code	UGR	Item code	UGR						
LV 3000Lm 3000K CRI80 No dim	130603XXCA02	18.0	130603XXCB02	17.4	130603XXCC02	20.5	700	27.0	111	82	0.95	I
LV 3000Lm 3000K CRI80 1-10V & Push	130603XXNA02	18.0	130603XXNB02	17.4	130603XXNC02	20.5	700	27.0	111	82	0.95	II
LV 3000Lm 3000K CRI80 Dali	130603XXPA02	18.0	130603XXPB02	17.4	130603XXPC02	20.5	700	27.0	111	82	0.95	II
LV 3400Lm 4000K CRI80 No dim	130603XXCD02	18.4	130603XXCE02	17.9	130603XXCF02	20.9	700	27.0	126	82	0.95	I
LV 3400Lm 4000K CRI80 1-10V & Push	130603XXND02	18.4	130603XXNE02	17.9	130603XXNF02	20.9	700	27.0	126	82	0.95	II
LV 3400Lm 4000K CRI80 Dali	130603XXPD02	18.4	130603XXPE02	17.9	130603XXPF02	20.9	700	27.0	126	82	0.95	II
LV 2500Lm 3000K CRI97 No dim	130603XXCG02	17.3	130603XXCH02	16.8	130603XXCJ02	19.8	800	32.1	78	97	0.95	I
LV 2500Lm 3000K CRI97 1-10V & Push	130603XXNG02	17.3	130603XXNH02	16.8	130603XXNJ02	19.8	800	32.1	78	97	0.95	II
LV 2500Lm 3000K CRI97 Dali	130603XXPG02	17.3	130603XXPH02	16.8	130603XXPJ02	19.8	800	32.1	78	97	0.95	II
LV 5000Lm 3000K CRI80 No dim	130603XXCR02	19.7	130603XXCS02	19.2	130603XXCT02	22.2	1200	50.5	99	82	0.95	II
LV 5000Lm 3000K CRI80 1-10V & Push	130603XXNK02	19.7	130603XXNL02	19.2	130603XXNM02	22.2	1200	50.5	99	82	0.95	I
LV 5000Lm 3000K CRI80 Dali	130603XXPK02	19.7	130603XXPL02	19.2	130603XXPM02	22.2	1200	50.5	99	82	0.95	I
LV 5700Lm 4000K CRI80 No dim	130603XXCU02	20.2	130603XXCV02	19.7	130603XXCW02	22.7	1200	50.5	113	82	0.95	II
LV 5700Lm 4000K CRI80 1-10V & Push	130603XXNN02	20.2	130603XXNP02	19.7	130603XXNQ02	22.7	1200	50.5	113	82	0.95	I
LV 5700Lm 4000K CRI80 Dali	130603XXPN02	20.2	130603XXPP02	19.7	130603XXPQ02	22.7	1200	50.5	113	82	0.95	I
LV 3750Lm 3000K CRI97 No dim	130603XXFD02	18.7	130603XXFE02	18.2	130603XXFF02	21.2	1400	57.2	66	97	0.95	II
LV 3750Lm 3000K CRI97 1-10V & Push	130603XXNR02	18.7	130603XXNS02	18.2	130603XXNT02	21.2	1400	57.2	66	97	0.95	I
LV 3750Lm 3000K CRI97 Dali	130603XXPR02	18.7	130603XXPS02	18.2	130603XXPT02	21.2	1400	57.2	66	97	0.95	I

All values are measured at 230V (+/- 7%).



SENSORSTRADA 75

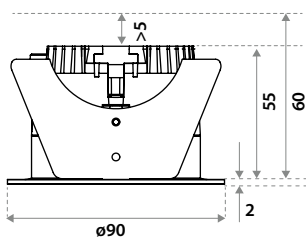




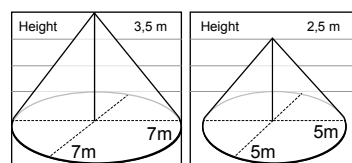
Toilet
-
SensorStrada 75
600 Lm

SensorLinea 75

DIMENSIONS



DETECTION AREA



SPECIFICATIONS

Beam angle (FWHM)	80°
Fixture material	Housing: Die cast aluminium Reflector glass: Polycarbonate
Environment	Indoor
IP rate	IP44
IK rate	IK03
Operating temperature (Ta)	-20°C / +30°C
Safety marks	EN60598 / EN62031 / EN62471
EMC compliance	EN55015
Colour consistency (SDCM)	MacAdam step 3
Warranty	7 years
Detection range	120°
Turn-on time	200 ms
Inrush current	0 mA (max. 316 pcs. per type B16 Amp)
Surge protection	L-N > 1kV; L-E, N-E > 2kV
Audible noise	21 dB
Time setting	4 min. (cannot be changed)

This luminaire contains built-in LED lamps.

There are no exchangeable parts inside the luminaire.

EU 874/2012



Using CS springs: Ø 75 mm.
Thickness ceiling 5-60 mm
& recess depth 60 mm.



Using WS springs: Ø 77 mm.
Thickness ceiling 1-55 mm
& recess depth 60 mm.



Sensor luminaires turn on for 4 minutes after detecting movement.



57C CREE

ITEM SPECIFICATIONS See pricelist 2022 page 38

Description	Item code	Extra	Input	W per lamp	Lm/W	CRI (typ.)	UGR	Pf	Safety class
SensorLinea 75 HV 600 Lm 3000K 80°	912S03XX5D02	Incl. 3P conn.box	220-240V	15.0	40	83	25.9	0.99	II
SensorLinea 75 HV 600 Lm 4000K 80°	912S03XX5F02	Incl. 3P conn.box	220-240V	15.0	40	83	25.9	0.99	II

All values are measured at 230V (+/- 7%).



SENSOR EQUIPPED DOWNLIGHTS

See page 52

SENSORSTRADA 75



SMALL RIM

DRIVERLESS
220-240V



ø 81 mm


COLOURS



Matt black
RAL 9005



Matt white
RAL 9016



Housing/ Reflector ring	Item code	Housing/ Reflector ring	Item code
White/Gold	XX=61	Black/Gold	XX=71
White/Silver	XX=63	Black/Silver	XX=74
White/Black	XX=62	Black/Black	XX=72
White/White	XX=65	Black/White	XX=76

SPRINGS

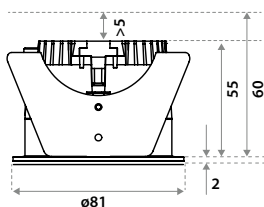


Standard with CS springs (concrete/gyproc). Also available as above with WS springs (gyproc/metal).

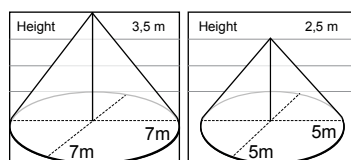
FIXED

SensorStrada 75

DIMENSIONS



DETECTION AREA



SPECIFICATIONS

Beam angle (FWHM)	80°
Fixture material	Housing: Die cast aluminium Reflector glass: Polycarbonate
Environment	Indoor
IP rate	IP44
IK rate	IK03
Operating temperature (Ta)	-20°C / +30°C
Safety marks	EN60598 / EN62031 / EN62471
EMC compliance	EN55015
Colour consistency (SDCM)	MacAdam step 3
Warranty	7 years
Detection range	120°
Turn-on time	200 ms
Inrush current	0 mA (max. 316 pcs. per type B16 Amp)
Surge protection	L-N > 1kV; L-E, N-E > 2kV
Audible noise	21 dB
Time setting	4 min. (cannot be changed)

This luminaire contains built-in LED lamps.

There are no exchangeable parts inside the luminaire.

EU 874/2012



Using CS springs: Ø 75 mm.
Thickness ceiling 5-60 mm
& recess depth 60 mm.



Using WS springs: Ø 77 mm.
Thickness ceiling 1-55 mm
& recess depth 60 mm.



Sensor luminaires turn on for 4 minutes after detecting movement.



57C CREE

ITEM SPECIFICATIONS

See pricelist 2022 page 38

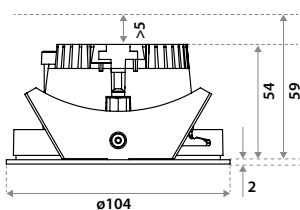
Description	Item code	Extra	Input	W per lamp	Lm/W	CRI (typ.)	UGR	Pf	Safety class
SensorStrada 75 HV 600 Lm 3000K 80°	852S03XX5D02	Incl. 3P conn.box	220-240V	15.0	40	83	25.9	0.99	I
SensorStrada 75 HV 600 Lm 4000K 80°	852S03XX5F02	Incl. 3P conn.box	220-240V	15.0	40	83	25.9	0.99	I

All values are measured at 230V (+/- 7%).

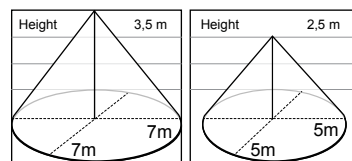


SensorFido 98

DIMENSIONS



DETECTION AREA



SPECIFICATIONS

Beam angle (FWHM)	80°
Fixture material	Housing: Die cast aluminium Reflector glass: Polycarbonate
Environment	Indoor
IP rate	IP44
IK rate	IK03
Operating temperature (Ta)	-20°C / +30°C
Safety marks	EN60598 / EN62031 / EN62471
EMC compliance	EN55015
Colour consistency (SDCM)	MacAdam step 3
Warranty	7 years
Detection range	120°
Turn-on time	200 ms
Inrush current	0 mA (max. 316 pcs. per type B16 Amp)
Surge protection	L-N > 1kV; L-E, N-E > 2kV
Audible noise	21 dB
Time setting	4 min. (cannot be changed)

This luminaire contains built-in LED lamps.

There are no exchangeable parts inside the luminaire.

EU 874/2012



Using CS springs: Ø 98 mm.
Thickness ceiling 5-59 mm
& recess depth 59 mm.



Using WS springs: Ø 98 mm.
Thickness ceiling 1-50 mm
& recess depth 59 mm.



Sensor luminaires turn on for 4 minutes after detecting movement.



57C CREE

ITEM SPECIFICATIONS See pricelist 2022 page 38

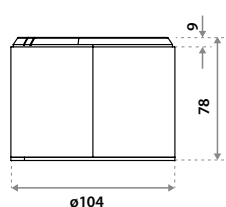
Description	Item code	Extra	Input	W per lamp	Lm/W	CRI (typ.)	UGR	Pf	Safety class
SensorFido 98 HV 600 Lm 3000K 80°	F12S03XX5D02	Incl. 3P conn.box	220-240V	15.0	40	83	23.8	0.99	I
SensorFido 98 HV 600 Lm 4000K 80°	F12S03XX5F02	Incl. 3P conn.box	220-240V	15.0	40	83	23.8	0.99	I

All values are measured at 230V (+/- 7%).

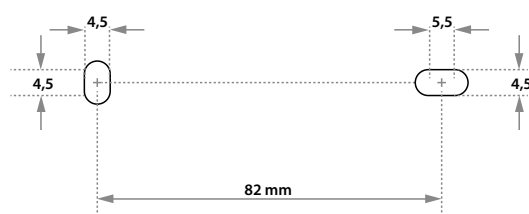


SensorFido CL 105

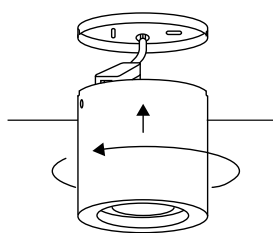
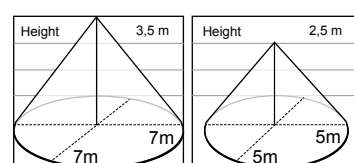
DIMENSIONS



FIXATION DIMENSIONS



DETECTION AREA



SPECIFICATIONS

Beam angle (FWHM)	80°
Fixture material	Housing: Die cast aluminium Reflector glass: Polycarbonate
Environment	Indoor
IP rate	IP20
IK rate	IK03
Operating temperature (Ta)	-20°C / +30°C
Safety marks	EN60598 / EN62031 / EN62471
EMC compliance	EN55015
Colour consistency (SDCM)	MacAdam step 3
Warranty	7 years
Detection range	120°
Turn-on time	200 ms
Inrush current	0 mA (max. 316 pcs. per type B16 Amp)
Surge protection	L-N > 1kV; L-E, N-E > 2kV
Audible noise	21 dB
Time setting	4 min. (cannot be changed)

This luminaire contains built-in LED lamps.

There are no exchangeable parts inside the luminaire.

EU 874/2012

IP20



Sensor luminaires turn on for 4 minutes after detecting movement.

MADE IN HOLLAND

7 YEAR WARRANTY

ECO

SHC CREE

ITEM SPECIFICATIONS [See pricelist 2022 page 39](#)

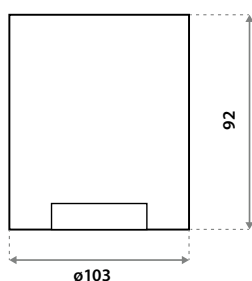
Description	Item code	Input	W per lamp	Lm/W	CRI (typ.)	UGR	Pf	Safety class
SensorFido CL 105 HV 600 Lm 3000K 80°	F32S03XX5D02	220-240V	15.0	40	83	23.8	0.99	II
SensorFido CL 105 HV 600 Lm 4000K 80°	F32S03XX5F02	220-240V	15.0	40	83	23.8	0.99	II

All values are measured at 230V (+/- 7%).

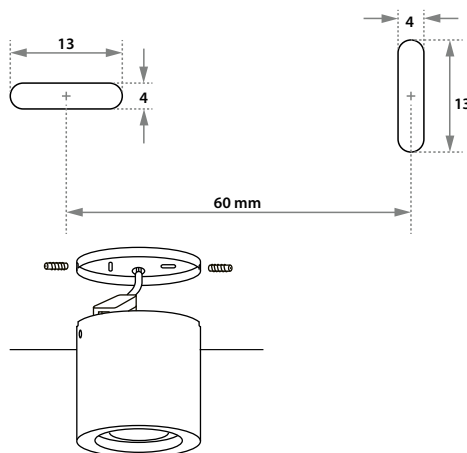


SensorVector CL 100

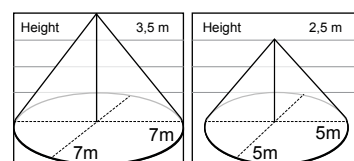
DIMENSIONS



FIXATION DIMENSIONS



DETECTION AREA



SPECIFICATIONS

Beam angle (FWHM)	80°
Fixture material	Housing: Die cast aluminium Reflector glass: Polycarbonate
Environment	Indoor
IP rate	IP20
IK rate	IK03
Operating temperature (Ta)	-20°C / +30°C
Safety marks	EN60598 / EN62031 / EN62471
EMC compliance	EN55015
Colour consistency (SDCM)	MacAdam step 3
Warranty	7 years
Detection range	120°
Turn-on time	200 ms
Inrush current	0 mA (max. 316 pcs. per type B16 Amp)
Surge protection	L-N > 1kV; L-E, N-E > 2kV
Audible noise	21 dB
Time setting	4 min. (cannot be changed)

This luminaire contains built-in LED lamps.

There are no exchangeable parts inside the luminaire.

EU 874/2012



Sensor luminaires turn on for 4 minutes after detecting movement.



ITEM SPECIFICATIONS [See pricelist 2022 page 39](#)

Description	Item code	Input	W per lamp	Lm/W	CRI (typ.)	UGR	Pf	Safety class
SensorVector CL 100 HV 600 Lm 3000K 80°	7B2S03XX5D02	220-240V	15.0	40	83	25.9	0.99	II
SensorVector CL 100 HV 600 Lm 4000K 80°	7B2S03XX5F02	220-240V	15.0	40	83	25.9	0.99	II

All values are measured at 230V (+/- 7%).



CEILING LIGHTS

FIDO CL105




CEILING LIGHTS



Ceiling lights
-
Fido CL 105


NEW

Available from Q3 2022.




ø 104 mm

BEAM ANGLE



Reflector
LV: 18° / 37° / 60°



Diffuser
LV: 80° (On request)


COLOURS



Matt black
RAL 9005



Matt white
RAL 9016

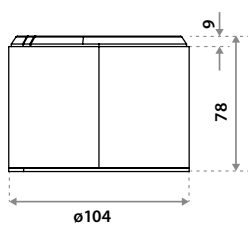


Housing/ Reflector ring	Item code	Housing/ Reflector ring	Item code
White/Gold	XX=61	Black/Gold	XX=71
White/Black	XX=62	Black/Black	XX=72
White/White	XX=65	Black/White	XX=76

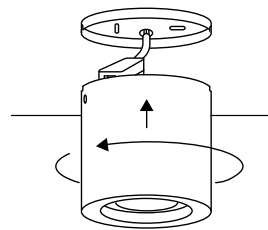
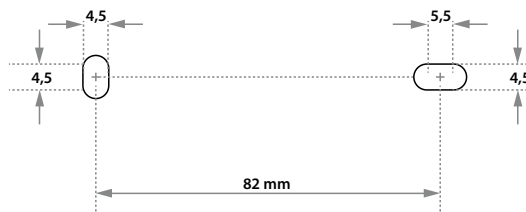
FIDO CL 105

Fido CL 105

DIMENSIONS



FIXATION DIMENSIONS



SPECIFICATIONS

Beam angle (FWHM)	40° / 80°
Fixture material	Housing: Die cast aluminium Reflector glass: Polycarbonate
Environment	Indoor
IP rate	IP20
IK rate	IK03
Operating temperature (Ta)	-20°C / +45°C
Safety marks	EN60598 / EN62031 / EN62471
EMC compliance	EN55015
Colour consistency (SDCM)	MacAdam step 3
Warranty	7 years

This luminaire contains built-in LED lamps.
There are no exchangeable parts inside the luminaire.
EU 874/2012

IP20



ITEM SPECIFICATIONS See pricelist 2022 page 40

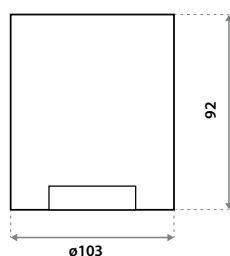
Description	40°		80°		W per lamp	Lm/W	CRI (typ.)	Pf	Safety class
	Item code	UGR	Item code	UGR					
Fido CL 105 HV-FD 600Lm 2700K Triac dim	F32A03XX5A02	12.7	F32A03XX5B02	23.8	10.5	57	93	0.99	II
Fido CL 105 HV-FD 600Lm 3000K Triac dim	F32A03XX5C02	12.7	F32A03XX5D02	23.8	10.3	58	93	0.99	II
Fido CL 105 HV-FD 600Lm 4000K Triac dim	F32A03XX5E02	12.7	F32A03XX5F02	23.8	10.1	59	93	0.99	II
Fido CL 105 HV-FD 600Lm 2200-3000K Triac dim	F32A03XX5G02	12.7	F32A03XX5H02	23.8	10.3	58	93	0.99	II

All values are measured at 230V (+/- 7%).

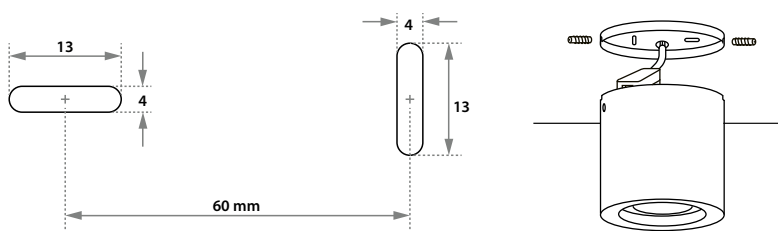


Vector CL 100

DIMENSIONS



FIXATION DIMENSIONS



SPECIFICATIONS

Beam angle (FWHM)	40° / 80°
Fixture material	Housing: Die cast aluminium Reflector glass: Polycarbonate
Environment	Indoor
IP rate	IP20
IK rate	IK03
Operating temperature (Ta)	-20°C / +45°C
Safety marks	EN60598 / EN62031 / EN62471
EMC compliance	EN55015
Colour consistency (SDCM)	MacAdam step 3
Warranty	7 years

This luminaire contains built-in LED lamps.
There are no exchangeable parts inside the luminaire.
EU 874/2012

IP20



ITEM SPECIFICATIONS See pricelist 2022 page 40

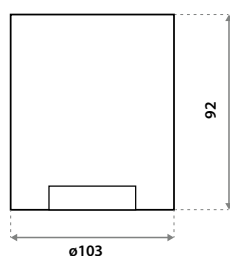
Description	40°		80°		W per lamp	Lm/W	CRI (typ.)	Pf	Safety class
	Item code	UGR	Item code	UGR					
Vector CL 100 HV-FD 600Lm 2700K Triac dim	7B2A03XX5A02	14.7	7B2A03XX5B02	25.9	10.5	57	93	0.99	II
Vector CL 100 HV-FD 600Lm 3000K Triac dim	7B2A03XX5C02	14.7	7B2A03XX5D02	25.9	10.3	58	93	0.99	II
Vector CL 100 HV-FD 600Lm 4000K Triac dim	7B2A03XX5E02	14.7	7B2A03XX5F02	25.9	10.1	59	93	0.99	II
Vector CL 100 HV-FD 600Lm 2200-3000K Triac dim	7B2A03XX5G02	14.7	7B2A03XX5H02	25.9	10.3	58	93	0.99	II

All values are measured at 230V (+/- 7%).

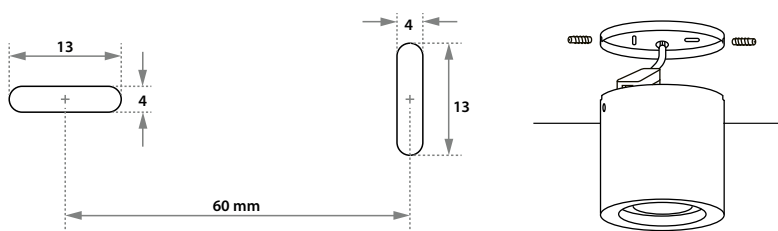


Cylinder CL 100

DIMENSIONS



FIXATION DIMENSIONS



SPECIFICATIONS

Beam angle (FWHM)	40° / 80°
Fixture material	Housing: Die cast aluminium Reflector glass: Polycarbonate
Environment	Indoor
IP rate	IP20
IK rate	IK03
Operating temperature (Ta)	-20°C / +45°C
Safety marks	EN60598 / EN62031 / EN62471
EMC compliance	EN55015
Colour consistency (SDCM)	MacAdam step 3
Warranty	7 years

This luminaire contains built-in LED lamps.
There are no exchangeable parts inside the luminaire.
EU 874/2012

IP20



ITEM SPECIFICATIONS See pricelist 2022 page 40

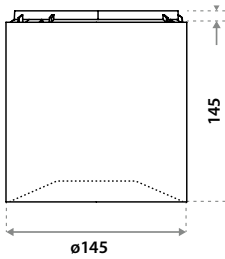
Description	40°		80°		W per lamp	Lm/W	CRI (typ.)	Pf	Safety class
	Item code	UGR	Item code	UGR					
Cylinder CL 100 HV-FD 600Lm 2700K Triac dim	752A03XX5A02	14.7	752A03XX5B02	25.9	10.5	57	93	0.99	II
Cylinder CL 100 HV-FD 600Lm 3000K Triac dim	752A03XX5C02	14.7	752A03XX5D02	25.9	10.3	58	93	0.99	II
Cylinder CL 100 HV-FD 600Lm 4000K Triac dim	752A03XX5E02	14.7	752A03XX5F02	25.9	10.1	59	93	0.99	II
Cylinder CL 100 HV-FD 600Lm 2200-3000K Triac dim	752A03XX5G02	14.7	752A03XX5H02	25.9	10.3	58	93	0.99	II

All values are measured at 230V (+/- 7%).

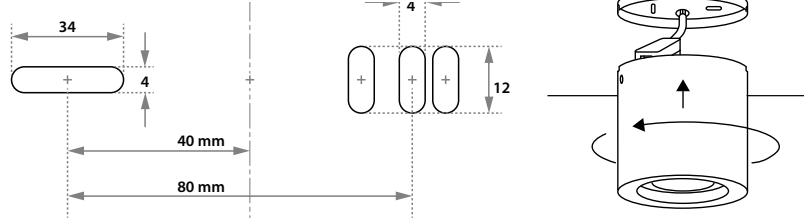


Vector CL 145

DIMENSIONS



FIXATION DIMENSIONS



SPECIFICATIONS

Beam angle (FWHM)	18° / 37° / 60°
Fixture material	Housing: Die cast aluminium Reflector glass: Polycarbonate
Environment	Indoor
IP rate	IP20
IK rate	IK03
Operating temperature (Ta)	-20°C / +45°C
Safety marks	EN60598 / EN62031 / EN62471
EMC compliance	EN55015
Colour consistency (SDCM)	MacAdam step 3
Warranty	7 years

This luminaire contains built-in LED lamps.

There are no exchangeable parts inside the luminaire.

EU 874/2012

CHOOSE YOUR LV LUMEN OUTPUT

CRI97 standard	mA	W per lamp	Lumen Output			Lumen / Watt		
			2700K	3000K	4000K	2700K	3000K	4000K
Special request	250	9.8	850	900	1000	87	92	102
Special request	350	13.8	1150	1250	1350	83	91	98
Special request	450	18.0	1475	1600	1750	82	89	97
Standard	500	20.1	1625	1800	1925	81	89	96

CRI80 special request	mA	W per lamp	Lumen Output			Lumen / Watt		
			2700K	3000K	4000K	2700K	3000K	4000K
Special request	250	9.8	1125	1175	1225	115	120	125
Special request	350	13.8	1550	1625	1700	112	118	123
Special request	450	18.0	1950	2025	2100	108	113	117
Special request	500	20.1	2175	2250	2325	108	112	116

IP20



ITEM SPECIFICATIONS

See pricelist 2022 page 41

Description	18°		37°		60°		W per lamp	Lm/W	CRI (typ.)	Pf	Safety class
	Item code	UGR	Item code	UGR	Item code	UGR					
LV 1625Lm 2700K Triac dim	7D1B03XXA102	11.5	7D1B03XXA402	11.5	7D1B03XXA702	14.6	20.1	81	97	0.95	II
LV 1625Lm 2700K 1-10V & Push	7D1B03XXD102	11.5	7D1B03XXD402	11.5	7D1B03XXD702	14.6	20.1	81	97	0.95	II
LV 1625Lm 2700K Dali	7D1B03XXI102	11.5	7D1B03XXIP02	11.5	7D1B03XXIS02	14.6	20.1	81	97	0.95	II
LV 1800Lm 3000K Triac dim	7D1B03XXA202	11.9	7D1B03XXA502	11.8	7D1B03XXA802	15.8	20.1	89	97	0.95	II
LV 1800Lm 3000K 1-10V & Push	7D1B03XXD202	11.9	7D1B03XXD502	11.8	7D1B03XXD802	15.8	20.1	89	97	0.95	II
LV 1800Lm 3000K Dali	7D1B03XXIM02	11.9	7D1B03XXIQ02	11.8	7D1B03XXIT02	15.8	20.1	89	97	0.95	II
LV 1925Lm 4000K Triac dim	7D1B03XXA302	12.1	7D1B03XXA602	12.0	7D1B03XXA902	15.2	20.1	96	97	0.95	II
LV 1925Lm 4000K 1-10V & Push	7D1B03XXD302	12.1	7D1B03XXD602	12.0	7D1B03XXD902	15.2	20.1	96	97	0.95	II
LV 1925Lm 4000K Dali	7D1B03XXIN02	12.1	7D1B03XXIR02	12.0	7D1B03XXIU02	15.2	20.1	96	97	0.95	II

All values are measured at 230V (+/- 7%).



CEILING LIGHTS

VECTOR CL 235



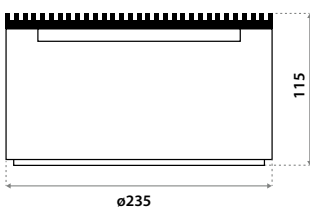
CEILING LIGHTS



Corridor
-
Vector CL 235
2250 Lm 3000K

Vector CL 235

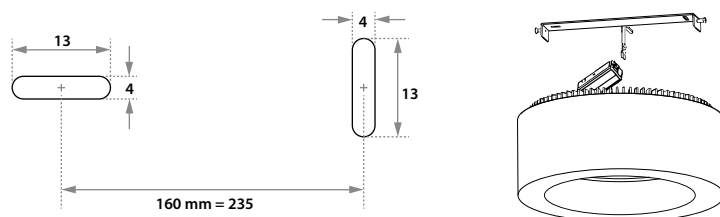
DIMENSIONS



CHOOSE YOUR LUMEN OUTPUT

	mA	W per lamp	Lumen Output			Lumen / Watt		
			CRI80	CRI80	CRI97	CRI80	CRI80	CRI97
			3000K	4000K	3000K	3000K	4000K	3000K
Special request	250	9.4	1200	1400	800	127	149	85
Special request	350	13.2	1650	1900	1100	125	144	83
Standard	500	17.9	2250	2500	1450	125	139	81

FIXATION DIMENSIONS



SPECIFICATIONS

Beam angle (FWHM)	80°
Fixture material	Housing: Die cast aluminium Reflector glass: Polycarbonate
Environment	Indoor
IP rate	IP20
IK rate	IK03
Operating temperature (Ta)	-20°C / +45°C
Safety marks	EN60598 / EN62031 / EN62471
EMC compliance	EN55015
Colour consistency (SDCM)	MacAdam step 3
Warranty	7 years

This luminaire contains built-in LED lamps.

There are no exchangeable parts inside the luminaire.

EU 874/2012

IP20

MADE IN HOLLAND

7 YEAR WARRANTY

ECO

TCIE LUMILEDS TE


ITEM SPECIFICATIONS See pricelist 2022 page 41

Description	Item code	W per lamp	Lm/W	CRI (typ.)	UGR	Pf	Safety class
Vector CL 235 LV 2250Lm 3000K CRI80 No dim	7D1C03XXY002	17.9	125	82	23.8	0.95	II
Vector CL 235 LV 2250Lm 3000K CRI80 1-10V & Push	7D1C03XXY102	17.9	125	82	23.8	0.95	II
Vector CL 235 LV 2250Lm 3000K CRI80 Dali	7D1C03XXY202	17.9	125	82	23.8	0.95	II
Vector CL 235 LV 2500Lm 4000K CRI80 No dim	7D1C03XXY302	17.9	139	82	24.2	0.95	II
Vector CL 235 LV 2500Lm 4000K CRI80 1-10V & Push	7D1C03XXY402	17.9	139	82	24.2	0.95	II
Vector CL 235 LV 2500Lm 4000K CRI80 Dali	7D1C03XXY502	17.9	139	82	24.2	0.95	II
Vector CL 235 LV 1450Lm 3000K CRI97 No dim	7D1C03XXY602	17.9	81	97	22.3	0.95	II
Vector CL 235 LV 1450Lm 3000K CRI97 1-10V & Push	7D1C03XXY702	17.9	81	97	22.3	0.95	II
Vector CL 235 LV 1450Lm 3000K CRI97 Dali	7D1C03XXY802	17.9	81	97	22.3	0.95	II

All values are measured at 230V (+/- 7%).



CYLINDER CL 235



Ø 235 mm

COLOURS



Matt white
RAL 9016 (XX=MW)



Matt black
RAL 9005 (XX=BL)

Cylinder CL 235

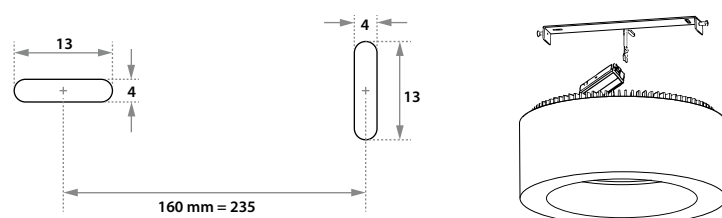
DIMENSIONS



CHOOSE YOUR LUMEN OUTPUT

	mA	W per lamp	Lumen Output			Lumen / Watt		
			CRI80	CRI80	CRI97	CRI80	CRI80	CRI97
			3000K	4000K	3000K	3000K	4000K	3000K
Special request	250	9.4	1200	1400	800	127	149	85
Special request	350	13.2	1650	1900	1100	125	144	83
Standard	500	17.9	2250	2500	1450	125	139	81

FIXATION DIMENSIONS



SPECIFICATIONS

Beam angle (FWHM)	80°
Fixture material	Housing: Die cast aluminium Reflector glass: Polycarbonate
Environment	Indoor
IP rate	IP20
IK rate	IK03
Operating temperature (Ta)	-20°C / +45°C
Safety marks	EN60598 / EN62031 / EN62471
EMC compliance	EN55015
Colour consistency (SDCM)	MacAdam step 3
Warranty	7 years

This luminaire contains built-in LED lamps.

There are no exchangeable parts inside the luminaire.

EU 874/2012

IP20

MADE IN HOLLAND

7 YEAR WARRANTY

ECO

TCIE LUMILEDS TE

ITEM SPECIFICATIONS [See pricelist 2022 page 40](#)

Description	Item code	W per lamp	Lm/W	CRI (typ.)	UGR	Pf	Safety class
Cylinder CL 235 LV 2250Lm 3000K CRI80 No dim	791C03XXY002	17.9	125	82	23.8	0.95	II
Cylinder CL 235 LV 2250Lm 3000K CRI80 1-10V & Push	791C03XXY102	17.9	125	82	23.8	0.95	II
Cylinder CL 235 LV 2250Lm 3000K CRI80 Dali	791C03XXY202	17.9	125	82	23.8	0.95	II
Cylinder CL 235 LV 2500Lm 4000K CRI80 No dim	791C03XXY302	17.9	139	82	24.2	0.95	II
Cylinder CL 235 LV 2500Lm 4000K CRI80 1-10V & Push	791C03XXY402	17.9	139	82	24.2	0.95	II
Cylinder CL 235 LV 2500Lm 4000K CRI80 Dali	791C03XXY502	17.9	139	82	24.2	0.95	II
Cylinder CL 235 LV 1450Lm 3000K CRI97 No dim	791C03XXY602	17.9	81	97	22.3	0.95	II
Cylinder CL 235 LV 1450Lm 3000K CRI97 1-10V & Push	791C03XXY702	17.9	81	97	22.3	0.95	II
Cylinder CL 235 LV 1450Lm 3000K CRI97 Dali	791C03XXY802	17.9	81	97	22.3	0.95	II

All values are measured at 230V (+/- 7%).





Special colours possible

Hotel corridor

-

Fido WL 105






WALL LIGHTS

NEW

Available from Q3 2022.




ø 105 mm

FIDO WL 105

BEAM ANGLE



Reflector
LV: 18° / 37° / 60°



Diffuser
LV: 80° (On request)


COLOURS



Matt black
RAL 9005



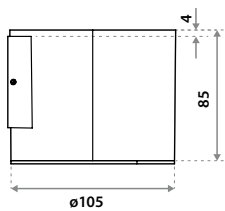
Matt white
RAL 9016



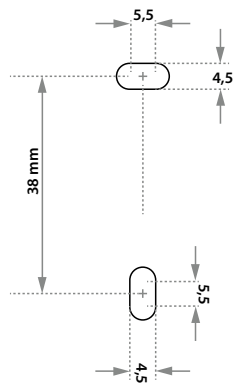
Housing/ Reflector ring	Item code	Housing/ Reflector ring	Item code
White/Gold	XX=61	Black/Gold	XX=71
White/Black	XX=62	Black/Black	XX=72
White/White	XX=65	Black/White	XX=76

Fido WL 105

DIMENSIONS



FIXATION DIMENSIONS



SPECIFICATIONS

Beam angle (FWHM)	40° / 80°
Fixture material	Housing: Die cast aluminium Reflector glass: Polycarbonate
Environment	Indoor
IP rate	IP20
IK rate	IK03
Operating temperature (Ta)	-20°C / +45°C
Safety marks	EN60598 / EN62031 / EN62471
EMC compliance	EN55015
Colour consistency (SDCM)	MacAdam step 3
Warranty	7 years

This luminaire contains built-in LED lamps.
There are no exchangeable parts inside the luminaire.
EU 874/2012

IP20



ITEM SPECIFICATIONS See pricelist 2022 page 42

Description	40°		80°		W per lamp	Lm/W	CRI (typ.)	Pf	Safety class
	Item code	UGR	Item code	UGR					
Fido WL 105 HV-FD 600Lm 2700K Triac dim	F42A03XX5A02	12.7	F42A03XX5B02	23.8	10.5	57	93	0.99	II
Fido WL 105 HV-FD 600Lm 3000K Triac dim	F42A03XX5C02	12.7	F42A03XX5D02	23.8	10.3	58	93	0.99	II
Fido WL 105 HV-FD 600Lm 4000K Triac dim	F42A03XX5E02	12.7	F42A03XX5F02	23.8	10.1	59	93	0.99	II
Fido WL 105 HV-FD 600Lm 2200-3000K Triac dim	F42A03XX5G02	12.7	F42A03XX5H02	23.8	10.3	58	93	0.99	II

All values are measured at 230V (+/- 7%).







Trackspots
-
Delhaize
Roeselaere
Odion XS



UP TO
4700 LM

↔
ø 100 mm

BEAM ANGLE



Reflector
LV: 18° / 37° / 60°



Diffuser
LV: 80° (On request)



Honeycomb
(Reduces the light output by ~25% compared to clear glass.)

COLOURS



Matt white
RAL 9016



Matt black
RAL 9005

FRONT RINGS



61



62



65



71



72



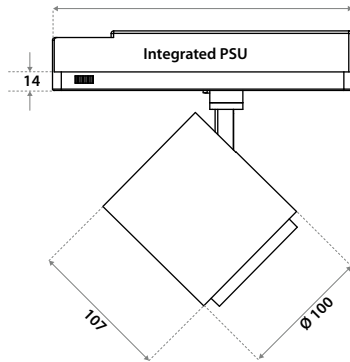
76

Odion XS

DIMENSIONS

With integrated power supply in the adapter, not visible after installation.

228mm CRI80 + Stylist Series No dim 162mm CRI97 No dim
 253mm CRI80 + Stylist Series Dali 253mm CRI97 Dali
 228mm CRI80 + Stylist Series Casambi 228mm CRI97 Casambi



SPECIFICATIONS

Beam angle (FWHM)	18° / 37° / 60°
UGR (4H8H 70/50/20)	<19 (18° + 37°)
Fixture material	Die cast aluminium
Environment	Indoor
IP rate	IP20
IK rate	IK03
Operating temperature (Ta)	-20°C / +45°C
Safety marks	EN60598 / EN62031 / EN62471
EMC compliance	EN55015
Colour consistency (SDCM)	MacAdam step 3
Warranty	7 years
Safety class	I

This luminaire contains built-in LED lamps.

There are no exchangeable parts inside the luminaire.

EU 874/2012

Ask our sales department about the possibilities for:

- Extra LED options from the LUXEON Stylist Series (see page 36)

TRACKS

On request! Ask our sales department about the possibilities.



CHOOSE YOUR LUMEN OUTPUT

	mA	W per lamp	Lumen Output			Lumen / Watt		
			CRI80	CRI80	CRI97	CRI80	CRI80	CRI97
			3000K	4000K	3000K	3000K	4000K	3000K
Special request	500	17.9	2250	2500	1450	125	139	81
Standard	700	27.0	3000	3400	2150	111	126	80
Special request	800	32.1	3400	3750	2500	106	117	78
Special request	900	35.5	3700	4100	2700	104	115	76
Special request	1050	41.7	4200	4700	3000 ¹	101	113	72 ¹

¹ Standard for Odion CRI97 no dim.

CHOOSE YOUR COLOURS

Housing/ Front ring	Item code	Housing/ Front ring	Item code
White/Gold	XX=61	Black/Gold	XX=71
White/Black	XX=62	Black/Black	XX=72
White/White	XX=65	Black/White	XX=76

IP20



NORDIC ALUMINIUM TE TICL LUMILEDS

ITEM SPECIFICATIONS

See pricelist 2022 page 43

Description	18°		37°		60°		mA	W per lamp	Lm/W	CRI (typ.)	Pf
	Item code	UGR	Item code	UGR	Item code	UGR					
Odion XS 3000Lm 3000K CRI80 No dim	350403XXHK02	23.5	350403XXHL02	24.8	350403XXHM02	24.1	700	27.0	111	82	0.97
Odion XS 3000Lm 3000K CRI80 Dali	350403XXE402	23.5	350403XXE502	24.8	350403XXE602	24.1	700	27.0	111	82	0.97
Odion XS 3000Lm 3000K CRI80 Casambi	350403XXJ402	23.5	350403XXJ502	24.8	350403XXJ602	24.1	700	27.0	111	82	0.97
Odion XS 3400Lm 4000K CRI80 No dim	350403XXHN02	24.0	350403XXHP02	25.2	350403XXHQ02	24.5	700	27.0	126	82	0.97
Odion XS 3400Lm 4000K CRI80 Dali	350403XXE702	24.0	350403XXE802	25.2	350403XXE902	24.5	700	27.0	126	82	0.97
Odion XS 3400Lm 4000K CRI80 Casambi	350403XXJ702	24.0	350403XXJ802	25.2	350403XXJ902	24.5	700	27.0	126	82	0.97
Odion XS 3000Lm 3000K CRI97 No dim ¹	350403XXHG02	23.5	350403XXHH02	24.8	350403XXHJ02	24.1	1050	41.7	72	97	0.97
Odion XS 2150Lm 3000K CRI97 Dali	350403XXE102	14.2	350403XXE202	15.2	350403XXE302	19.6	700	27.0	80	97	0.97
Odion XS 2150Lm 3000K CRI97 Casambi	350403XXJ102	14.2	350403XXJ202	15.2	350403XXJ302	19.6	700	27.0	80	97	0.97

All values are measured at 230V (+/- 7%).





↔
 ø 100 mm

BEAM ANGLE



Reflector
 LV: 18° / 37° / 60°



Diffuser
 LV: 80° (On request)



Honeycomb
 (Reduces the light output by ~25% compared to clear glass.)

COLOURS



Matt white
 RAL 9016



Matt black
 RAL 9005

FRONT RINGS



61



62



65



71



72

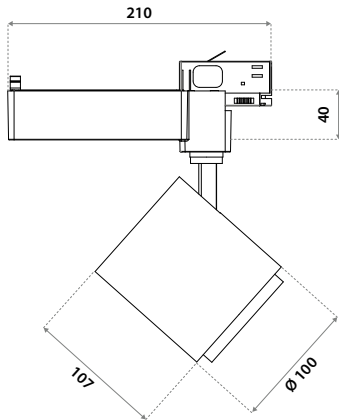


76

Odion XL

DIMENSIONS

With integrated power supply in the adapter.



TRACKS

On request! Ask our sales department about the possibilities.



CHOOSE YOUR LUMEN OUTPUT

	mA	W per lamp	Lumen Output			Lumen / Watt		
			CRI80	CRI80	CRI97	CRI80	CRI80	CRI97
			3000K	4000K	3000K	3000K	4000K	3000K
Special request	900	35.5	3700	4100	2700	104	115	76
Special request	1050	41.7	4200	4700	3000	101	113	72
Standard	1200	50.5	5000	5700	3250	99	113	64
Special request	1400	57.2	5600	6300	3750	98	110	66

SPECIFICATIONS

Beam angle (FWHM)	18° / 37° / 60°
UGR (4H8H 70/50/20)	<19 (18° + 37°)
Fixture material	Die cast aluminium
Environment	Indoor
IP rate	IP20
IK rate	IK03
Operating temperature (Ta)	-20°C / +45°C
Safety marks	EN60598 / EN62031 / EN62471
EMC compliance	EN55015
Colour consistency (SDCM)	MacAdam step 3
Warranty	7 years
Safety class	I

This luminaire contains built-in LED lamps.

There are no exchangeable parts inside the luminaire.

EU 874/2012

Ask our sales department about the possibilities for:

- Extra LED options from the LUXEON Stylist Series (see page 36)

CHOOSE YOUR COLOURS

Housing/ Front ring	Item code	Housing/ Front ring	Item code
White/Gold	XX=61	Black/Gold	XX=71
White/Black	XX=62	Black/Black	XX=72
White/White	XX=65	Black/White	XX=76

IP20



NORDIC ALUMINIUM

ITEM SPECIFICATIONS See pricelist 2022 page 43

Description	18°		37°		60°		mA	W per lamp	Lm/W	CRI (typ.)	Pf
	Item code	UGR	Item code	UGR	Item code	UGR					
Odion XL 5000Lm 3000K CRI80	350403XXHA02	25.3	350403XXHB02	26.6	350403XXHC02	25.9	1200	50.5	99	82	0.95
Odion XL 5700Lm 4000K CRI80	350403XXHD02	25.8	350403XXHE02	27.0	350403XXHF02	26.3	1200	50.5	113	82	0.95
Odion XL 3750Lm 3000K CRI97	350403XXHR02	24.3	350403XXHS02	25.6	350403XXHT02	24.9	1400	57.2	66	97	0.95

All values are measured at 230V (+/- 7%).






↔
ø 125 mm

BEAM ANGLE



Reflector
LV: 18° / 37° / 60°



Diffuser
LV: 80° (On request)



Honeycomb
(Reduces the light output by -25% compared to clear glass.)

COLOURS



Matt white
RAL 9016 (XX=MW)

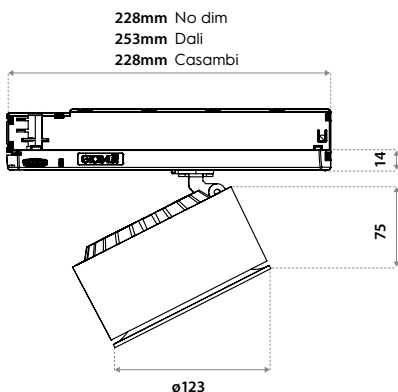


Matt black
RAL 9005 (XX=BL)

Linea AS-XS


DIMENSIONS

With integrated power supply in the adapter, not visible after installation.



TRACKS

On request! Ask our sales department about the possibilities.



SPECIFICATIONS

Beam angle (FWHM)	18° / 37° / 60°
UGR (4H8H 70/50/20)	<19 (18° + 37°)
Fixture material	Die cast aluminium
Environment	Indoor
IP rate	IP20
IK rate	IK03
Operating temperature (Ta)	-20°C / +45°C
Safety marks	EN60598 / EN62031 / EN62471
EMC compliance	EN55015
Colour consistency (SDCM)	MacAdam step 3
Warranty	7 years
Safety class	I

IP20

This luminaire contains built-in LED lamps.

There are no exchangeable parts inside the luminaire.

EU 874/2012

Ask our sales department about the possibilities for:

- Extra LED options from the LUXEON Stylist Series (see page 36)



CHOOSE YOUR LUMEN OUTPUT

	mA	W per lamp	Lumen Output			Lumen / Watt		
			CRI80	CRI80	CRI97	CRI80	CRI80	CRI97
			3000K	4000K	3000K	3000K	4000K	3000K
Special request	500	17,9	2250	2500	1450	125	139	81
Standard	700	27,0	3000	3400	2150	111	126	80
Special request	800	32,1	3400	3750	2500	106	117	78



ITEM SPECIFICATIONS

See pricelist 2022 page 43

Description	18°		37°		60°		mA	W per lamp	Lm/W	CRI (typ.)	Pf
	Item code	UGR	Item code	UGR	Item code	UGR					
Linea AS-XS 3000Lm 3000K CRI80 No dim	170403XXHK02	14,9	170403XXHL02	16,0	170403XXHM02	20,4	700	27,0	111	82	0,97
Linea AS-XS 3000Lm 3000K CRI80 Dali	170403XXE402	14,9	170403XXE502	16,0	170403XXE602	20,4	700	27,0	111	82	0,97
Linea AS-XS 3000Lm 3000K CRI80 Casambi	170403XXJ402	14,9	170403XXJ502	16,0	170403XXJ602	20,4	700	27,0	111	82	0,97
Linea AS-XS 3400Lm 4000K CRI80 No dim	170403XXHN02	15,4	170403XXHP02	16,4	170403XXHQ02	20,8	700	27,0	126	82	0,97
Linea AS-XS 3400Lm 4000K CRI80 Dali	170403XXE702	15,4	170403XXE802	16,4	170403XXE902	20,8	700	27,0	126	82	0,97
Linea AS-XS 3400Lm 4000K CRI80 Casambi	170403XXJ702	15,4	170403XXJ802	16,4	170403XXJ902	20,8	700	27,0	126	82	0,97
Linea AS-XS 2500Lm 3000K CRI97 No dim	170403XXHG02	14,3	170403XXHH02	15,3	170403XXHJ02	19,8	800	32,1	78	97	0,97
Linea AS-XS 2150Lm 3000K CRI97 Dali	170403XXE102	14,2	170403XXE202	15,2	170403XXE302	19,6	700	27,0	80	97	0,97
Linea AS-XS 2150Lm 3000K CRI97 Casambi	170403XXJ102	14,2	170403XXJ202	15,2	170403XXJ302	19,6	700	27,0	80	97	0,97

All values are measured at 230V (+/- 7%).



RECESSED FOR MODULAR CEILINGS

LINSSA



RECESSED FOR MODULAR CEILINGS




Porsche showroom
-
Linessa 2L 1195x295

See
page
46

Bartenbach
lighting optics

LINESSA 2L 595X595 / 620X620



595x595 / 620x620 mm

COLOURS



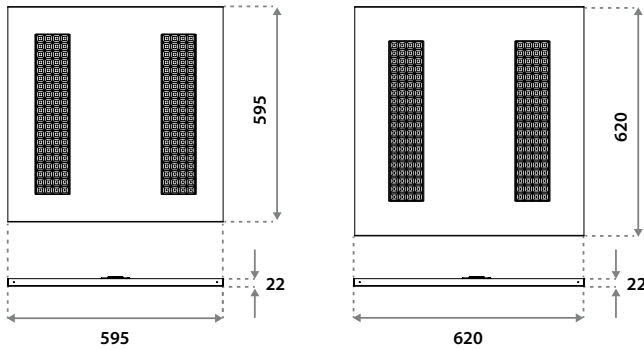
Ceiling plate: Matt white RAL 9016
Reflector cups: chrome



Ceiling plate: Matt white RAL 9016
Reflector cups: white (on request)

Linessa 2L 595x595 / 620x620

DIMENSIONS



SPECIFICATIONS

Dimensions	595x595 (XX=C3) / 620x620 (XX=C2)
Beam angle (FWHM)	Chrome: 77° (Standard) White: 86° (Special request)
UGR (4H8H 70/50/20)	<16
Fixture material	Housing: Steel Reflector optic: Polycarbonate
Environment	Indoor
IP rate	IP20
IK rate	IK03
Operating temperature (Ta)	-20°C / +45°C
Safety marks	EN60598 / EN62031 / EN62471
EMC compliance	EN55015
Colour consistency (SDCM)	MacAdam step 3
Warranty	7 years

This luminaire contains built-in LED lamps.
There are no exchangeable parts inside the luminaire.
EU 874/2012

IP20



CHOOSE YOUR LUMEN OUTPUT

	mA	W per lamp	Lumen Output		Lumen / watt		UGR	
			3000K	4000K	3000K	4000K	3000K	4000K
Special request	350	16.6	2350	2450	142	148	12.6	12.8
Standard	500	23.8	3300	3450	139	145	13.8	14.0
Special request	600	28.6	3950	4100	138	143	14.4	14.6
Standard	700	33.6	4550	4750	135	141	14.9	15.1
Special request	900	43.5	5800	6000	133	138	15.8	15.9
Special request	1050	51.0	6500	6750	127	132	16.2	16.3

	mA	Lumen Output
Special request	2x350	1650
Special request	2x500	2350
Special request	2x600	2800
Standard	2x750	3450
Special request	2x900	4200
Special request	2x1050	4900

ITEM SPECIFICATIONS [See pricelist 2022 page 44-45](#)


Description	Item code	mA	W per lamp	Lm/W	CRI (typ.)	UGR	Pf	Safety class
Linessa 2L 3300Lm 3000K No dim	3DXX03CHXA02	500	23.8	139	83	13.8	0.95	II
Linessa 2L 3300Lm 3000K 1-10V & Push	3DXX03CHXE02	500	23.8	139	83	13.8	0.95	II
Linessa 2L 3300Lm 3000K Dali	3DXX03CHXC02	500	23.8	139	83	13.8	0.95	II
Linessa 2L 4550Lm 3000K No dim	3DXX03CHSG02	700	33.6	135	83	14.9	0.95	I
Linessa 2L 4550Lm 3000K 1-10V & Push	3DXX03CHSM02	700	33.6	135	83	14.9	0.95	II
Linessa 2L 4550Lm 3000K Dali	3DXX03CHSK02	700	33.6	135	83	14.9	0.95	II
Linessa 2L 3450Lm 4000K No dim	3DXX03CHXB02	500	23.8	145	83	14.0	0.95	II
Linessa 2L 3450Lm 4000K 1-10V & Push	3DXX03CHXF02	500	23.8	145	83	14.0	0.95	II
Linessa 2L 3450Lm 4000K Dali	3DXX03CHXD02	500	23.8	145	83	14.0	0.95	II
Linessa 2L 4750Lm 4000K No dim	3DXX03CHSH02	700	33.6	141	83	15.1	0.95	I
Linessa 2L 4750Lm 4000K 1-10V & Push	3DXX03CHSN02	700	33.6	141	83	15.1	0.95	II
Linessa 2L 4750Lm 4000K Dali	3DXX03CHSL02	700	33.6	141	83	15.1	0.95	II
Linessa 2L 3450Lm 2700-6500K Dali	3DXX03CHSJ02	750	22.3	155	83	14.0	0.90	I
Linessa 2L 3450Lm 2700-6500K Casambi	3DXX03CHSQ02	750	22.3	155	83	14.0	0.90	I

All values are measured at 230V (+/- 7%).



Linezza options

Linezza 2L 595x595 / 620x620



Ceiling plate: Matt white RAL 9016
Reflector cups: chrome




Ceiling plate: Matt white RAL 9016
Reflector cups: white (on request)

ON REQUEST




Available with air ventilation



Available with different sensors

Linezza 1L 595x595 / 620x620




Also available as above
Linezza 1L 595x595 / 620x620


Linessa 2L 1195x295



Ceiling plate: Matt white RAL 9016
Reflector cups: chrome

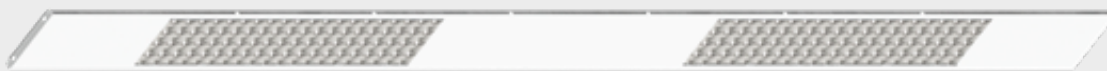


Ceiling plate: Matt white RAL 9016
Reflector cups: white (on request)



1195x295 mm


Linessa 2L 1720x112



Ceiling plate: Matt white RAL 9016
Reflector cups: chrome



Ceiling plate: Matt white RAL 9016
Reflector cups: white (on request)



1720x112 mm

Linessa 3L 1720x112




Also available as above
Linessa 3L 1720x112


Check our datasheets, pricelist or website for all available versions and more information. Or ask our sales department.

See page 48

Bartenbach
lighting optics



595x595 / 620x620 mm



Lighting with integrated ventilation

COLOURS



Ceiling plate: Matt white RAL 9010
Reflector cups: chrome



Ceiling plate: Matt white RAL 9010
Reflector cups: white (on request)

PLENUM BOX

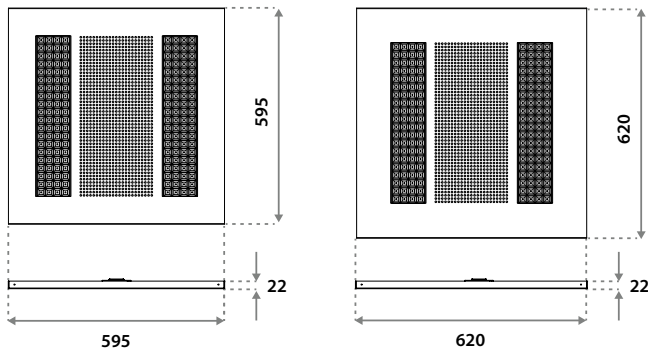


Can be connected to all major ventilation systems.

LINSSA AIR 2L 595X595 / 620X620

Linessa Air 2L

DIMENSIONS



SPECIFICATIONS

Dimensions	595x595 (XX=C3) / 620x620 (XX=C2)
Ventilation holes	100 cm ²
Beam angle (FWHM)	Chrome: 77° (Standard) White: 86° (Special request)
UGR (4H8H 70/50/20)	<16
Fixture material	Housing: Steel Reflector optic: Polycarbonate
Environment	Indoor
IP rate	IP20
Operating temperature (Ta)	-20°C / +45°C
Safety marks	EN60598 / EN62031 / EN62471
EMC compliance	EN55015
Colour consistency (SDCM)	MacAdam step 3
Warranty	7 years

This luminaire contains built-in LED lamps.
There are no exchangeable parts inside the luminaire.
EU 874/2012

IP20



SOUL SEMICONDUCTOR SHC TCI eldoLED

CHOOSE YOUR LUMEN OUTPUT

	mA	W per lamp	Lumen Output		Lumen / watt		UGR	
			3000K	4000K	3000K	4000K	3000K	4000K
Special request	350	16.6	2350	2450	142	148	12.6	12.8
Standard	500	23.8	3300	3450	139	145	13.8	14.0
Special request	600	28.6	3950	4100	138	143	14.4	14.6
Standard	700	33.6	4550	4750	135	141	14.9	15.1
Special request	900	43.5	5800	6000	133	138	15.8	15.9
Special request	1050	51.0	6500	6750	127	132	16.2	16.3

	mA	Lumen Output
		2700-6500K
Special request	2x350	1650
Special request	2x500	2350
Special request	2x600	2800
Standard	2x750	3450
Special request	2x900	4200
Special request	2x1050	4900

ITEM SPECIFICATIONS

See pricelist 2022 page 46

Description	Item code	mA	W per lamp	Lm/W	CRI (typ.)	UGR	Pf	Safety class
Linessa Air 2L LV 3300Lm 3000K No dim	3DXXSLCHXA02	500	23.8	139	83	13.8	0.95	II
Linessa Air 2L LV 3300Lm 3000K 1-10V & Push	3DXXSLCHXE02	500	23.8	139	83	13.8	0.95	II
Linessa Air 2L LV 3300Lm 3000K Dali	3DXXSLCHXC02	500	23.8	139	83	13.8	0.95	II
Linessa Air 2L LV 4550Lm 3000K No dim	3DXXSLCHSG02	700	33.6	135	83	14.9	0.95	I
Linessa Air 2L LV 4550Lm 3000K 1-10V & Push	3DXXSLCHSM02	700	33.6	135	83	14.9	0.95	II
Linessa Air 2L LV 4550Lm 3000K Dali	3DXXSLCHSK02	700	33.6	135	83	14.9	0.95	II
Linessa Air 2L LV 3450Lm 4000K No dim	3DXXSLCHXB02	500	23.8	145	83	14.0	0.95	II
Linessa Air 2L LV 3450Lm 4000K 1-10V & Push	3DXXSLCHXF02	500	23.8	145	83	14.0	0.95	II
Linessa Air 2L LV 3450Lm 4000K Dali	3DXXSLCHXD02	500	23.8	145	83	14.0	0.95	II
Linessa Air 2L LV 4750Lm 4000K No dim	3DXXSLCHSH02	700	33.6	141	83	15.1	0.95	I
Linessa Air 2L LV 4750Lm 4000K 1-10V & Push	3DXXSLCHSN02	700	33.6	141	83	15.1	0.95	II
Linessa Air 2L LV 4750Lm 4000K Dali	3DXXSLCHSL02	700	33.6	141	83	15.1	0.95	II
Linessa Air 2L LV 3450Lm 2700-6500K Dali	3DXXSLCHSJ02	750	22.3	155	83	14.0	0.90	I
Linessa Air 2L LV 3450Lm 2700-6500K Casambi	3DXXSLCHSQ02	750	22.3	155	83	14.0	0.90	I

All values are measured at 230V (+/- 7%).



See
page
42



595x595 mm

COLOURS

Matte white
RAL 9016

OTHER DIMENSIONS

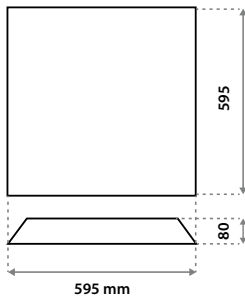


1195x295 mm

Check our datasheets, pricelist or website for all available versions and more information. Or ask our sales department.

LED panel 595x595

DIMENSIONS



SPECIFICATIONS

Beam angle (FWHM)	100°
Input voltage (DC)	Max. 1050 mAmp (max. 48V)
UGR (4H8H 70/50/20)	<19
Fixture material	Metal / PS
Environment	Indoor
IP rate	IP20 / IP44
IK rate	IK03
Operating temperature (Ta)	-20°C / +45°C
Safety marks	EN60598 / EN62031 / EN62471
EMC compliance	EN55015
Colour consistency (SDCM)	MacAdam step 3
Warranty	7 years

This luminaire contains built-in LED lamps.

There are no exchangeable parts inside the luminaire.

EU 874/2012

Ask our sales department about the possibilities for:
- Tuneable white 2700-6500K.

TUNABLE
WHITE

IP20

Only when the product is installed in a closed ceiling may it be exposed to water splashes, and only on its front side.

IP44



eldoLED

3000K / 4000K ON REQUEST

	mA	W per lamp	Lumen Output		Lumen / Watt	
			3000K	4000K	3000K	4000K
Special request	350	17.0	2250	2400	132	141
Standard	500	24.8	3250	3450	131	139
Special request	550	27.5	3550	3750	129	136
Special request	700	35.9	4450	4700	124	131
Special request	900	47.1	5650	5950	120	126
Standard	1050	56.1	6500	6850	116	122

ITEM SPECIFICATIONS

See pricelist 2022 page 48

Description	Item code	Input	W per lamp	Lm/W	CRI (typ.)	UGR	Pf	Safety class
LED panel LV 595X595 3450Lm 2700-6500K Dali	301D03MW6P02	220-240V	24.8	129-139	83	18.3	> 0.9	I
LED panel LV 595X595 3450Lm 2700-6500K Casambi	301D03MW6Q02	220-240V	24.8	129-139	83	18.3	> 0.9	I

All values are measured at 230V (+/- 7%).





MULTI ROUND

Warm White / Cool White / Blue / Amber.



MULTI SQUARE

Warm White / Cool White / Blue / Amber



POWEREYE 180

Warm White / Cool White



POWEREYE 360

Warm White / Cool White



OUTDOOR PRO

Warm White / Cool White / Blue / Amber

Eyeleds



MULTI ROUND / SQUARE

Eyeleds® Multi is a single, linkable version of the popular 'Floorleds' floor lighting system. It features a built-in depth of just 6.5 mm and offers revolutionary possibilities to be creative with light. The Eyeleds® Multi has two 80 cm cables with a male and female IP67 plug connector, pre-attached. Eyeleds® Multi can be used as interior design accents, guides or night-lights

POWERYE 180 / 360

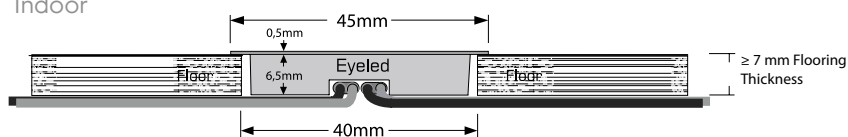
Due to its low-profile housing, the PowerEYE can be installed just about anywhere. The PowerEYE 180 creates a wallwash effect when installed into vertical surfaces. The PowerEYE 180 can be installed virtually anywhere such as baseboards, stair stringers and walkways. The PowerEYE 360 is ideally suited for use in ceilings, under kitchen cabinets, display cases, book cases, recessed cubicles and more. However it can not be dimmed!

OUTDOOR

Eyeleds® Outdoor are used as accents, for orientation, markers, guides or night-lights in outdoor landscape designs, decking, pavers, tiles, boat docks, piers, concrete sidewalks and driveways. Eyeleds® Outdoor Pro is an innovative range of plug and play outdoor surface lighting with pre-attached waterproof IP67 connectors. Eyeleds® Outdoor Pro, low profile LED light fixtures, install flush into most exterior surfaces. The fitting recesses into a 40mm diameter hole, drilled through the surface of the material. The fixtures are made of top quality materials and components that are resistant to corrosion and UV-radiation. The solid construction is engineered to withstand heavy use: walking or even driving over the lights is not a problem.

DIMENSIONS

Indoor

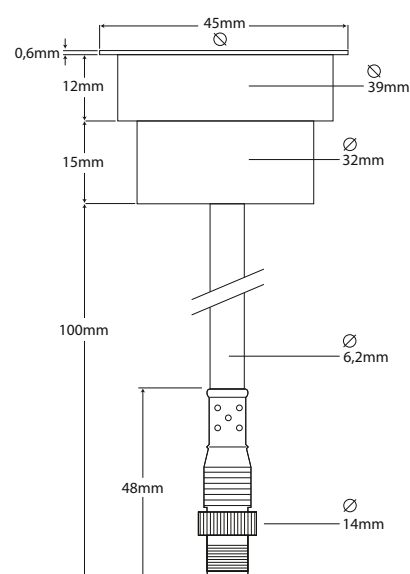


SPECIFICATIONS

Environment	IP67 frontside (not backside), indoor application only
IK Code	IK10
Walkover Pressure	Max. 285kg / 2850N
Lens and Housing	Polycarbonate
Metal Parts	Stainless Steel (INOX 316)
Warranty	5 Years



Outdoor




ITEM SPECIFICATIONS

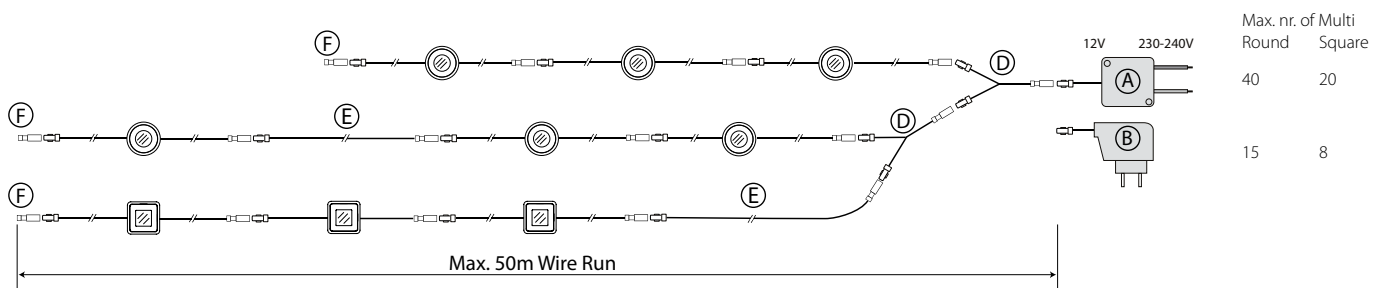
See pricelist 2022 page 50

Description	Item code	Eyeleds code	Input	W per lamp	Lm	Safety class
Multi Round LED 3000K	5745690U40809	EMU-RWW-01	12Vdc (excl. PSU)	0.3	1.6	III
Multi Round LED 4500K	5745690U03509	EMU-RCW-01	12Vdc (excl. PSU)	0.3	1.6	III
Multi Round LED Blue	5745690U21609	EMU-RBL-01	12Vdc (excl. PSU)	0.3	1.6	III
Multi Round LED Amber	5745690U04109	EMU-RAM-01	12Vdc (excl. PSU)	0.3	1.6	III
Multi Square LED 3000K	3942000U40809	EMU-SWW-01	12Vdc (excl. PSU)	0.6	2.0	III
Multi Square LED 4500K	DJ6Y0164U	EMU-SCW-01	12Vdc (excl. PSU)	0.6	2.0	III
Multi Square LED Blue	DJ6Y0Y84U	EMU-SBL-01	12Vdc (excl. PSU)	0.6	2.0	III
Multi Square LED Amber	DJ6Y01K4U	EMU-SAM-01	12Vdc (excl. PSU)	0.6	2.0	III
PowerEYE 180 LED 2700K	4914000U36309	EPH-RWW-01	12Vdc (excl. PSU)	1.0	32	III
PowerEYE 180 LED 4000K	4914000U03509	EPH-RCW-01	12Vdc (excl. PSU)	1.0	32	III
PowerEYE 360 LED 2700K	4913990U36309	EPO-RWW-01	12Vdc (excl. PSU)	1.0	40	III
PowerEYE 360 LED 4000K	4913990U03509	EPO-RCW-01	12Vdc (excl. PSU)	1.0	40	III
Outdoor Pro LED 3000K	1760190U40809	EOP-RWW-01	12Vdc (excl. PSU)	0.3	1.6	III
Outdoor Pro LED 4500K	1760190U03509	EOP-RCW-01	12Vdc (excl. PSU)	0.3	1.6	III
Outdoor Pro LED Blue	1760190U21609	EOP-RBL-01	12Vdc (excl. PSU)	0.3	1.6	III
Outdoor Pro LED Amber	1760190U04109	EOP-RAM-01	12Vdc (excl. PSU)	0.3	1.6	III

All values are measured at 230V (+/- 7%).

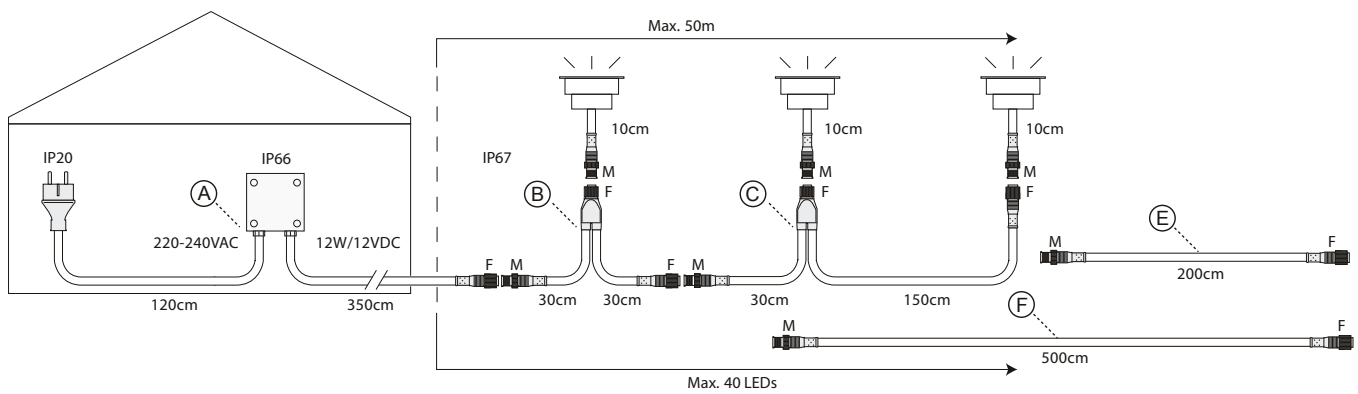


	Description	Item code	Eyeleds code
A	Indoor built-in power supply 12Vdc / 12W	AZ090001U	EIA-10000
B	Indoor plug-in power supply EU 12Vdc / 5W	AZ170021U	EIA-11000
C	Set of 10x carpet clamp ring	3240600U00201	EIA-60000
D	Indoor T-splitter	AZ180001U	EIA-20000
E	Indoor extension cable 100cm	3240400U00202	EIA-30002
E	Indoor extension cable 300cm	3240410U00202	EIA-30003
E	Indoor extension cable 600cm	AZ150001U	EIA-30004
F	End Stop	3240310U00102	EIA-40000





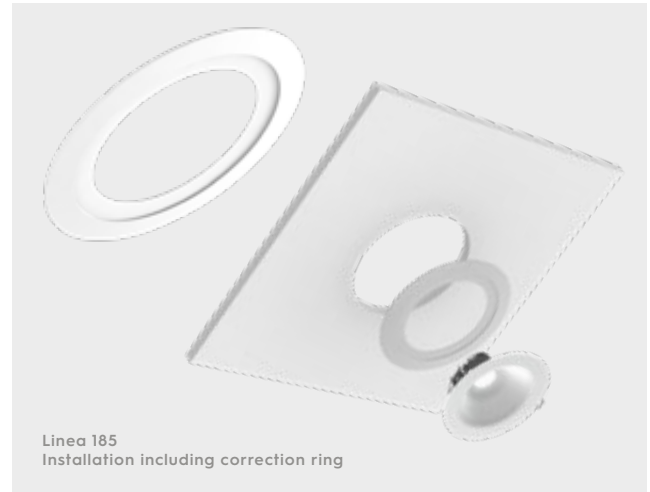
	Description	Item code	Eyeleds code
A	Outdoor Pro power supply -EU 12VDC/12W	AZ100001U	OPA-11000
A	Outdoor Pro PSU-UK 12VDC/12W	AZ860001U	OPA-11003
B	Outdoor Pro splitter 30/30cm	AZ120001U	OPA-20001
C	Outdoor Pro splitter 30/150cm	AZ110001U	OPA-20003
D	Outdoor Pro extension cable 200cm	AZ130001U	OPA-30001
E	Outdoor Pro extension cable 500cm	AZ140001U	OPA-30002



Correction ring

See pricelist 2022 page 52

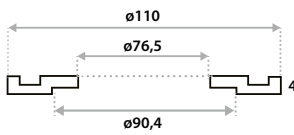
The LED luminaire fits flush in the correction ring, creating a natural and elegant look. The correction ring can also be placed inside the ceiling to prevent the springs from damaging the ceiling panel.



CORRECTION RING 75-110 MM

The correction ring is used in (retrofit) installations with existing hole sizes measuring 75-100 mm. For use with Fluxe 75, Linea 75 and Curion 75.

Item code	00BV03MW0000
Colour	Matt White RAL 9016
Type of material	Steel



CORRECTION RING 185-290 MM

The correction ring is used in (retrofit) installations with existing hole sizes measuring 215-250 mm. For use with Linea 185.

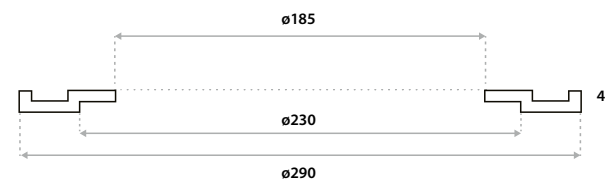
Accessible ceilings

If you can access the backside of the ceiling a second correction ring can be used to cover holes up to $\phi 275$ mm (sandwich solution).

Non-Accessible ceilings

The standard Linea 185 GS & WS can be used for holes up to $\phi 210$ mm. If we specially bend the springs of the Linea 185 GS it can be used in combination with a correction ring for holes up to $\phi 250$ mm (ask our sales department)


Item code	009403MW0000
Colour	Matt White RAL 9016
Type of material	Steel



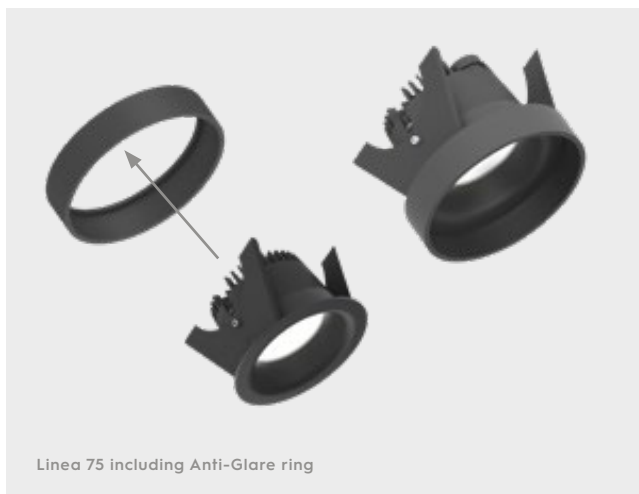
CORRECTION RING 150-230 MM

The correction ring is used in (retrofit) installations with existing hole sizes measuring 150-210 mm. For use with Linea 120 and Linea DS-F 150.

Item code	009703MW0000
Colour	Matt White RAL 9016
Type of material	Steel



Anti-Glare ring



Linea 75 including Anti-Glare ring

ANTI-GLARE RING 97x20mm

The Anti-Glare ring eliminates direct blinding of the eyes. It can be easily mounted (without prior production). For use with Fluxe 75 and Linea 75.

Item code	00FV03XX0000
Colour	White (xx=MW) / Black (xx=BL)
Type of material	Solid aluminium



Choose your LV lumen output



CRI97 STANDARD

CHOOSE YOUR

	MA	W	LUMEN OUTPUT			LUMEN / WATT			DRIVER TYPES				
			2700K	3000K	4000K	2700K	3000K	4000K	NO DIM	TRIAC	1-10V&PUSH	DALI	CASAMBI
Special request	125	5,0	475	500	525	95	100	105	127570	x	x	x	x
Special request	150	6,1	550	575	625	91	95	103	127570	x	x	x	x
Special request	200	8,1	700	750	825	86	93	102	127570	x	x	x	x
Special request	250	9,8	850	900	1000	87	92	102	127570	x	x	127576 ²	127630
Special request	300	12,0	1050	1100	1200	88	92	100	127570	x	123400	127576 ²	127630
Standard	350	13,8	1150	1250	1350	83	91	98	127570	127030	123400	127576 ²	127630
Special request	400	15,8	1300	1425	1550	82	90	98	127570	x	123400	127576 ²	127630
Special request	450	18,0	1475	1600	1750	82	89	97	127570	x	123400	127576 ²	127630
Standard	500	20,1	1625	1800	1925	81	89	96	127570	127032	123400	127576 ²	127630
Vector CL 145	500	20,1	1625	1800	1925	81	89	96	x	127032	123400	125403 ¹	x
Special request	550	21,7	1750	1900	2050	80	87	94	127480	x	126421	127576	127630
Special request	600	23,9	1900	2050	2225	80	86	93	127480	x	126421	127576	127630
Standard	650	26,0	2050	2250	2400	79	86	92	127480	x	126421	127576	127630

CRI80 ON REQUEST

	MA	W	LUMEN OUTPUT			LUMEN / WATT			DRIVER TYPES				
			2700K	3000K	4000K	2700K	3000K	4000K	NO DIM	TRIAC	1-10V&PUSH	DALI	CASAMBI
Special request	125	5,0	575	625	650	115	125	130	127570	x	x	x	x
Special request	150	6,1	700	750	775	115	123	128	127570	x	x	x	x
Special request	200	8,1	925	975	1025	114	120	127	127570	x	x	x	x
Special request	250	9,8	1125	1175	1225	115	120	125	127570	x	x	127576 ²	127630
Special request	300	12,0	1350	1425	1500	113	119	125	127570	x	123400	127576 ²	127630
Special request	350	13,8	1550	1625	1700	112	118	123	127570	127030	123400	127576 ²	127630
Special request	400	15,8	1775	1850	1925	112	117	122	127570	x	123400	127576 ²	127630
Special request	450	18,0	1950	2025	2100	108	113	117	127570	x	123400	127576 ²	127630
Special request	500	20,1	2175	2250	2325	108	112	116	127570	127032	123400	127576 ²	127630
Vector CL 145	500	20,1	2175	2250	2325	108	112	116	x	127032	123400	125403 ¹	x
Special request	550	21,7	2300	2400	2475	106	110	114	127480	x	126421	127576	127630
Special request	600	23,9	2475	2575	2675	104	108	112	127480	x	126421	127576	127630
Special request	650	26,0	2600	2700	2800	100	104	108	127480	x	126421	127576	127630

¹ For other current settings check the TCI website or ask our sales department. ² Strada 75/90: eldoLED ECO240A

Downlights (large)

Max. driver setting
1400 mA



Fluxe 185

Strada 185

Strada 100

Strada 150

Linea DS-FS

Linea DS-F

Linea DS-FX

Linea DS-A

Max. driver setting
500mA



Vector CL 235

Cylinder CL 235

CRI80/97 STANDARD

	MA	W	LUMEN OUTPUT			LUMEN / WATT			DRIVER TYPES				
			CRI80	CRI80	CRI97	CRI80	CRI80	CRI97	NO DIM	TRIAC	1-10V&PUSH	DALI	CASAMBI
			3000K	4000K	3000K	3000K	4000K	3000K					
Special request	250	9,4	1200	1400	800	127	149	85	127570	x	126421	127576	x
Special request	350	13,2	1650	1900	1100	125	144	83	127570	x	127021	127576	127630
Cylinder / Lido 235	500	17,9	2250	2500	1450	125	139	81	127570	127032	123400	127576	127630
Special request	500	17,9	2250	2500	1450	125	139	81	127570	127032	127021	127576	127630
Standard	700	27,0	3000	3400	2150	111	126	80	127480N	122260	127021	127576	127630
Special request	800	32,1	3400	3750	2500	106	117	78	127484	on request	127021	127490	127630
Special request	900	35,5	3700	4100	2700	104	115	76	127484	on request	127021	127490	127630
Special request	1050	41,7	4200	4700	3000	101	113	72	127484	on request	127021	127490	127630
Standard	1200	50,5	5000	5700	3250	99	113	64	127690	on request	123170	123170	On request
Special request	1400	57,2	5600	6300	3750	98	110	66	127310	on request	123170	123170	On request

SPECIAL LUXEON STYLIST SERIES LEDS

	CCT	CRI	R9	RF	RG	R15	TLCI	DOWNLIGHTS SMALL		DOWNLIGHTS LARGE		DOWNLIGHTS LARGE		ITEM CODE	LIST PRICE	DAYS
								MA	LM	MA	LM	MA	LM			
CRI80	2700K	82	5	82	92	75	69	350 mA	1550	700 mA	2900	1200 mA	4800	51-4028-27-1	€ 5,00 ¹	+/- 15
CRI80	3000K	82	5	81	93	75	66	350 mA	1625	700 mA	3000	1200 mA	5000	51-4028-30-1		
CRI80	4000K	82	5	81	93	74	66	350 mA	1700	700 mA	3400	1200 mA	5700	51-4028-40-1		
CRI97	2700K	97	93	96	103	99	97	350 mA	1150	800 mA	x	1400 mA	x	50-3031-27	Standard	
CRI97	3000K	97	96	95	103	100	97	350 mA	1250	800 mA	2500	1400 mA	3750	50-3031-30		
CRI97	4000K	97	96	95	103	100	97	350 mA	1350	800 mA	x	1400 mA	x	50-3031-40		
CrispWhite	3000K	90	61	87	102	89	83	350 mA	780	900 mA	2300	1400 mA	3550	51-4029-30	€ 20,00 ¹	
CrispColor	4000K	95	96	90	101	95	96	350 mA	1050	900 mA	2700	1400 mA	4700	51-4051-40		
Red Meat	1800K	82	81	77	119	95	60	350 mA	515	900 mA	1750	1400 mA	2350	51-4042-00		
Bread & Pastries	2700K	92	54	89	96	86	91	350 mA	770	900 mA	2600	1400 mA	3500	51-4045-00		

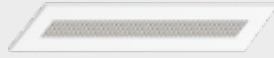
¹ Additional fee when standard LED is replaced by this LED

LV LUMEN


Linessa 2L



Linessa 2L 595x595
620x620



Linessa 2L 1195x295



Linessa 2L 1720x112

	MA	W	LUMEN OUTPUT		LUMEN / WATT		UGR		DRIVER TYPES			MA	LM 2700- 6500K	DRIVER TYPES	
			3000K	4000K	3000K	4000K	3000K	4000K	NO DIM	1-10V&PUSH	DALI			DALI	CASAMBI
Special request	350	16,6	2350	2450	142	148	12,6	12,8	127570	126421	127576	2x350	1650	x	x
Standard	500	23,8	3300	3450	139	145	13,8	14,0	127570	126421	127576	2x500	2350	On request	On request
Special request	600	28,6	3950	4100	138	143	14,4	14,6	127480N	126421	125424	2x600	2800	On request	On request
Standard	700	33,6	4550	4750	135	141	14,9	15,1	127480N	126421	125424	2x750	3450	DL562/A	DL562/A-C
Special request	900	43,5	5800	6000	133	138	15,8	15,9	122204	On request	ECO560A	2x900	4200	On request	On request
Special request	1050	51,0	6500	6750	127	132	16,2	16,3	122204	On request	ECO560A	2x1050	4900	On request	On request

Linessa 1L



Linessa 1L 595x595
620x620

	MA	W	LUMEN OUTPUT		LUMEN / WATT		UGR		DRIVER TYPES			MA	LM 2700- 6500K	DRIVER TYPES	
			3000K	4000K	3000K	4000K	3000K	4000K	NO DIM	1-10V&PUSH	DALI			DALI	CASAMBI
Special request	350	16,6	2250	2350	136	142	15,9	16,0	127570	126421	127576	2x350	1550	x	x
Standard	500	23,8	3150	3300	132	139	17,0	17,2	127570	126421	127576	2x500	2200	On request	On request
Special request	600	28,6	3750	3900	131	136	17,6	17,8	127480N	126421	125424	2x600	2650	On request	On request
Standard	700	33,6	4350	4500	129	134	18,2	18,3	127480N	126421	125424	2x750	3300	DL562/A	DL562/A-C
Special request	900	43,5	x	x	x	x	x	x	x	x	x	2x900	4000	On request	On request
Special request	1050	51,0	x	x	x	x	x	x	x	x	x	2x1050	4650	On request	On request

Linessa 3L



Linessa 3L 1720x112

	MA	W	LUMEN OUTPUT		LUMEN / WATT		UGR		DRIVER TYPES		
			3000K	4000K	3000K	4000K	3000K	4000K	NO DIM	1-10V&PUSH	DALI
Standard	500	23,8	3500	3650	147	153	15,1	15,2	127570	126421	127576
Special request	600	28,6	4250	4400	149	154	15,8	15,9	127480N	126421	125424
Standard	700	33,6	4800	5000	143	149	16,2	16,3	127480N	126421	125424
Special request	900	43,5	6100	6300	140	145	17,0	17,1	122204	On request	ECO560A
Special request	1050	51,0	6900	7100	135	139	17,4	17,5	122204	On request	ECO560A
Special request	1400	68,2	8750	9000	128	132				x	x
Special request	1600	78,9	9800	10100	124	128				x	x

LED panel



LED panel

	MA	W	LUMEN OUTPUT		LUMEN / WATT		UGR		DRIVER TYPES			MA	LM 2700- 6500K	DRIVER TYPES	
			3000K	4000K	3000K	4000K	3000K	4000K	NO DIM	1-10V&PUSH	DALI			DALI	CASAMBI
Special request	350	17,0	2250	2400	132	141	16,7	16,9	127480N	126421	125424	On request	x	x	x
Standard	500	24,8	3250	3450	131	139	18,0	18,2	127480N	126421	125424	2x750	3450	DL562/A	DL562/A-C
Special request	550	27,5	3550	3750	129	136	18,3	18,5	127480N	126421	125424	On request	x	x	x
Special request	700	35,9	4450	4700	124	131	19,1	19,3	127480N	126421	125424	On request	x	x	x
Special request	900	47,1	5650	5950	120	126	19,9	20,1	122204	127413	ECO560A	On request	x	x	x
Standard	1050	56,1	6500	6850	116	122	20,4	20,6	122204	127413	ECO560A	On request	x	x	x

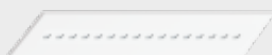
CHOOSE YOUR

OUTPUT


Aviora FL



Aviora FL 595x595
620x620



Aviora FL 1195x295



Aviora FL 2L 1720x100

	MA	W	LUMEN OUTPUT		LUMEN / WATT			UGR		DRIVER TYPES			
			3000K	4000K	3000K	4000K	3000K	4000K	3000K	4000K	NO DIM	1-10V&PUSH	DALI
Standard	500	23,8	3100	3250	130	137	14.8	14.9	127570	125421	127576	127630	
Special request	600	28,6	3700	3900	129	136	15.3	15.5	127480N	125421	123424	127630	
Standard	700	33,6	4300	4500	128	134	16.0	16.0	127480N	125421	123424	127630	
Special request	900	43,5	5500	5800	126	133	16.7	16.9	122204	125421	ECO560A	x	
Standard	1050	51,0	6200	6500	122	127	17.1	17.3	122204	127413	ECO560A	x	

Aviora FL

*Special request



Aviora FL 3L 1720x100*

	MA	W	LUMEN OUTPUT		LUMEN / WATT			UGR		DRIVER TYPES			
			3000K	4000K	3000K	4000K	3000K	4000K	3000K	4000K	NO DIM	1-10V&PUSH	DALI
Standard	500	23,8	3200	3350	135	142	15.6	15.7	127570	125421	127576	127630	
Special request	600	28,6	3850	4000	134	139	16.2	16.3	127480N	125421	123424	127630	
Standard	700	33,6	4500	4700	133	139	16.7	16.9	127480N	125421	123424	127630	
Special request	900	43,5	5800	6000	133	138	17.6	17.7	122204	127413	ECO560A	x	
Standard	1050	51,0	6500	6700	127	132	18.0	18.1	122204	127413	ECO560A	x	

Trackspots



Odion XS

Max 700mA



Odion XL

Max. 1400mA

	MA	W	LUMEN OUTPUT			LUMEN / WATT			DRIVER TYPES			
			CRI80	CRI80	CRI97	CRI80	CRI80	CRI97	CRI80	CRI97	CRI80/97	CRI80/97
			3000K	4000K	3000K	3000K	4000K	3000K	NO DIM	NO DIM	DALI	CASAMBI
Special request	500	17,9	2250	2500	1450	125	139	81	GA-016	On request	GAC-616	GA
Standard	700	27,0	3000	3400	2150	111	126	80	GA-016	On request	GAC-616	GA
Special request	800	32,1	3400	3750	2500	106	117	78	GA-016	On request	GAC-616	On request
Special request	850	33,9	3550	3900	2600	105	115	77	GA-016	OT FIT 40	GAC-616	On request
Special request	900	35,5	3700	4100	2700	104	115	76	GA-016	OT FIT 40	GAC-616	On request
Special request	1050	41,7	4200	4700	3000 ¹	101	113	72 ¹	127692 ²	OT FIT 40	GAC-616	On request
Standard	1200	50,5	5000	5700	3250	99	113	64	127692	127692	On request	On request
Special request	1400	57,2	5600	6300	3750	98	110	66	127310	127692	On request	x

¹ Standard for Odion XS CRI97 no dim. ² Alternative integrated driver GA-016 G3 on request.

Trackspots



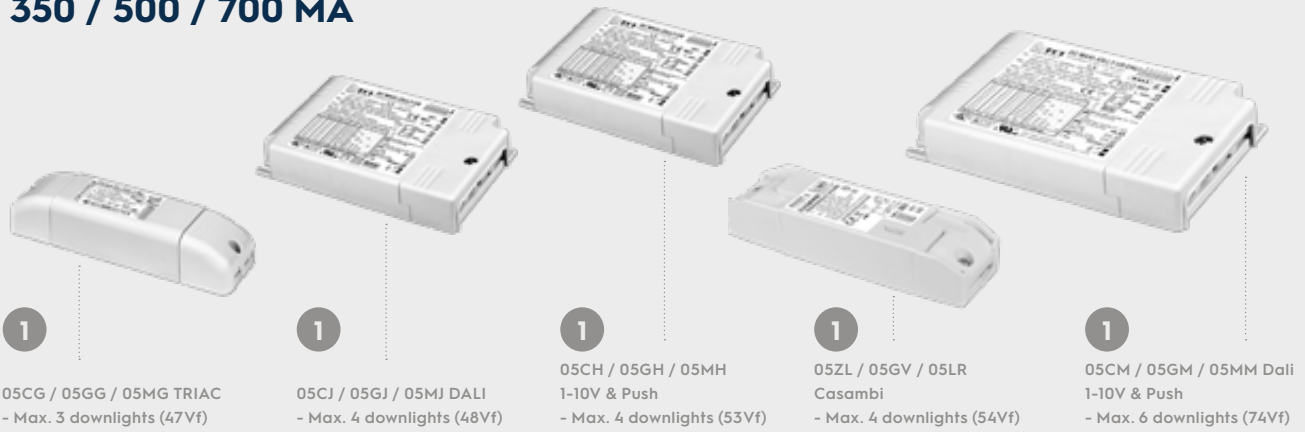
Linea AS-XS

Max. 700mA

	MA	W	LUMEN OUTPUT			LUMEN / WATT			DRIVER TYPES			
			CRI80	CRI80	CRI97	CRI80	CRI80	CRI97	CRI80	CRI97	CRI80/97	CRI80/97
			3000K	4000K	3000K	3000K	4000K	3000K	NO DIM	NO DIM	DALI	CASAMBI
Special request	500	17,9	2250	2500	1450	125	139	81	GA-016	GA-016	GAC-616	GA
Standard	700	27,0	3000	3400	2150	111	126	80	GA-016	GA-016	GAC-616	GA
Special request	800	32,1	3400	3750	2500	106	117	78	GA-016	GA-016	GAC-616	On request

Dimmable central PSU

350 / 500 / 700 MA



DIMMABLE CENTRAL POWER SUPPLIES [See pricelist 2022 page 52](#)

350mA - 05CG03MLMD00 / 05CJ03MLMD00 / 05CH03MLMD00 / 05ZL03MLMD00 / 05CM03MLMD00

500mA - 05GG03MLME00 / 05GJ03MLME00 / 05GH03MLME00 / 05GV03MLME00 / 05GM03MLME00

700mA - 05MG03MLMF00 / 05MJ03MLMF00 / 05MH03MLMF00 / 05LR03MLMF00 / 05MM03MLMF00

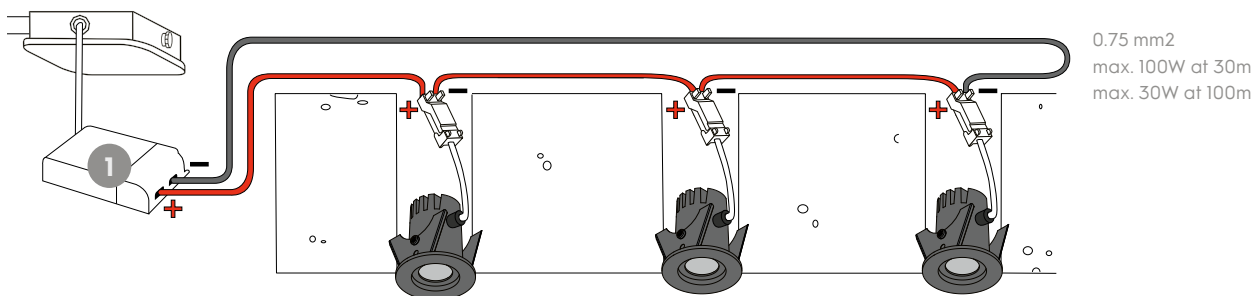
POWER SUPPLY UNITS CONSTANT CURRENT (mA)

Description	Item code	Watt	Current	Efficiency	Pf	Ripple	Input	Dimensions	Inrush current	B-16A Fuse
PSU 17W 350mA Triac	05CG03MLMD00	17W (47Vf)	350mA	85%	0.97	<3%	220-240V	166x46x34 mm	5A 50µS	50 pcs
PSU 17W 350mA Dali	05CJ03MLMD00	17W (48Vf)	350mA	87%	0.98	<3%	220-240V	103x67x21 mm	5A 50µS	50 pcs
PSU 18W 350mA 1-10V & Push	05CH03MLMD00	18W (53Vf)	350mA	90%	0.95	<3%	220-240V	103x67x21 mm	5A 50µS	50 pcs
PSU 18.5W 350mA Casambi	05ZL03MLMD00	18.5W (54Vf)	350mA	90%	0.95	<3%	220-240V	147x44x30 mm	5A 50µS	50 pcs
PSU 25W 350mA Dali / 1-10V & Push	05CM03MLMD00	25W (74Vf)	350mA	89%	0.95	<3%	220-240V	124x79x22 mm	10A 200µS	30 pcs
PSU 24W 500mA Triac	05GG03MLME00	24W (47Vf)	500mA	85%	0.97	<3%	220-240V	166x46x34 mm	5A 50µS	50 pcs
PSU 24W 500mA Dali	05GJ03MLME00	24W (48Vf)	500mA	87%	0.98	<3%	220-240V	103x67x21 mm	5A 50µS	50 pcs
PSU 25W 500mA 1-10V & Push	05GH03MLME00	25W (50Vf)	500mA	90%	0.95	<3%	220-240V	103x67x21 mm	5A 50µS	50 pcs
PSU 27W 500mA Casambi	05GV03MLMD00	27W (54Vf)	500mA	90%	0.95	<3%	220-240V	147x44x30 mm	5A 50µS	50 pcs
PSU 35W 500mA Dali / 1-10V & Push	05GM03MLME00	35W (72Vf)	500mA	89%	0.95	<3%	220-240V	124x79x22 mm	10A 200µS	30 pcs
PSU 32W 700mA Triac	05MG03MLMF00	32W (46Vf)	700mA	85%	0.97	<3%	220-240V	166x46x34 mm	5A 50µS	50 pcs
PSU 32W 700mA Dali	05MJ03MLMF00	32W (48Vf)	700mA	87%	0.98	<3%	220-240V	103x67x21 mm	5A 50µS	50 pcs
PSU 32W 700mA 1-10V & Push	05MH03MLMF00	32W (46Vf)	700mA	90%	0.95	<3%	220-240V	103x67x21 mm	5A 50µS	50 pcs
PSU 36W 700mA Casambi	05LR03MLMD00	36W (51Vf)	700mA	90%	0.95	<3%	220-240V	147x44x30 mm	5A 50µS	50 pcs
PSU 50W 700mA Dali / 1-10V & Push	05MM03MLMF00	50W (72Vf)	700mA	89%	0.95	<3%	220-240V	124x79x22 mm	10A 200µS	30 pcs

ACCESSORIES

INSTALLATION DIMMABLE CENTRAL POWER SUPPLY

Downlight including Phoenix to connection box.



⚠ All spots should be connected in series!

Plug & play cables



LV PLUG

EASY INSTALLATION

Possibility to add special cables to the luminaries/power supplies. For other types of cables (not mentioned in the table) ask our sales department.

GST18 CABLING ON REQUEST
(See table for available versions and lengths)



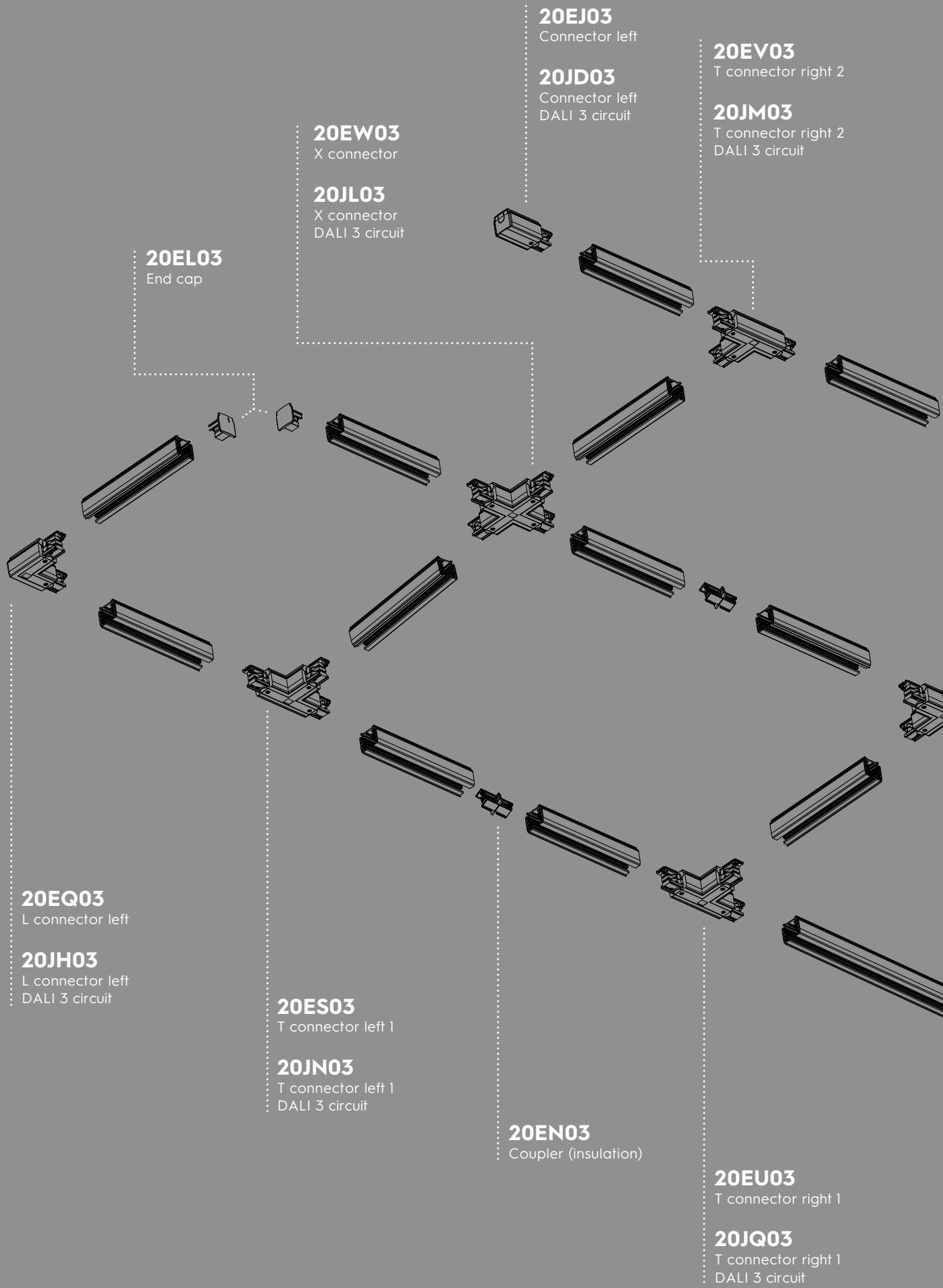
PLUG & PLAY SOLUTIONS PREFAB

See pricelist 2022 page 53

	Description	Class	Length	Item code	Length	Item code	Length	Item code
A	Euro plug incl. cable	II	0.3 m	x	2.0 m	015203BL1200	3.0 m	x
B	Schuko plug incl. cable	I	0.3 m	x	1.5 m	1C5203BLA000	3.0 m	x
C	UK plug incl. cable	II	0.3 m	x	2.0 m	0A5203BL1200	3.0 m	x
D	GST18-3 male incl. cable 2x0.75mm ²	II	0.3 m	455203BL0000	2.0 m	x	3.0 m	455203BL1500
D	GST18-3 male incl. cable 3x0.75mm ²	I	0.3 m	4A5203BL0000	2.0 m	x	3.0 m	4A5203BL1500
E	1-10V/Dali GST18-5 male incl. cable 2x0.75mm ²	II	0.3 m	655203BL0000	2.0 m	x	3.0 m	655203BL1500
E	1-10V/Dali GST18-5 male incl. cable 3x0.75mm ²	I	0.3 m	6A5203BL0000	2.0 m	x	3.0 m	6A5203BL1500
F	1-10V/Dali BST14i male incl. cable	III	0.5 m	095203BL0000	2.0 m	x	3.0 m	095203BL1500
G	GST18-3 T-splitter male incl. cable	II	0.2 m	459203BL0000	2.0 m	x	3.0 m	x
H	1-10V/Dali BST14i T-splitter male incl. cable	III	0.2 m	099203BL0000	2.0 m	x	3.0 m	x

Track system accessories diagram

ACCESSORIES



20ET03

T connector left 2

20JP03

T connector left 2
DALI 3 circuit

20EK03

Connector right

20JE03

Connector right
DALI 3 circuit

20EP03

Middle connector

20JG03

Middle connector
DALI 3 circuit

20ER03

L connector right

20JJ03

L connector right
DALI 3 circuit

20EY03

Adjustable connector

20EM03

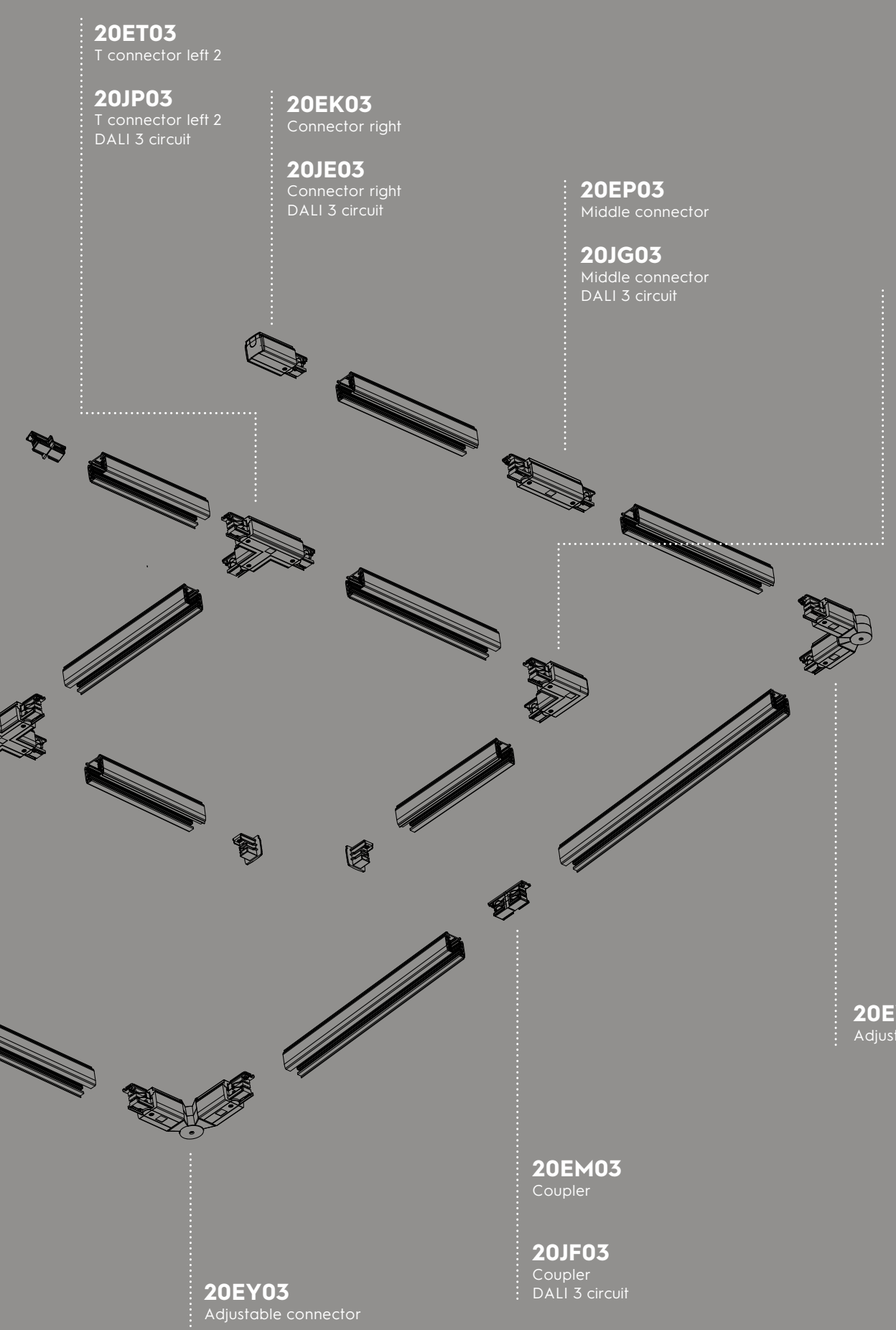
Coupler

20JF03

Coupler
DALI 3 circuit

20EY03

Adjustable connector



EMERGENCY CONTROL



BATTERY PACK



LED INDICATOR



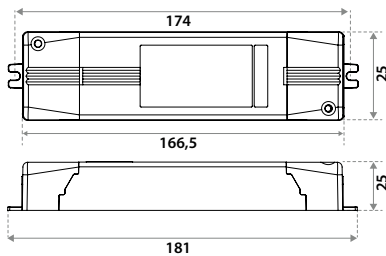
Large downlights: Indicator can be mounted into the rim of the downlight.

Small downlights: Indicator can be mounted into the ceiling next to the downlight

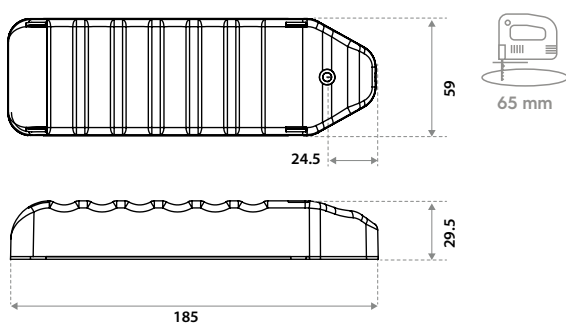
Emergency pack

DIMENSIONS

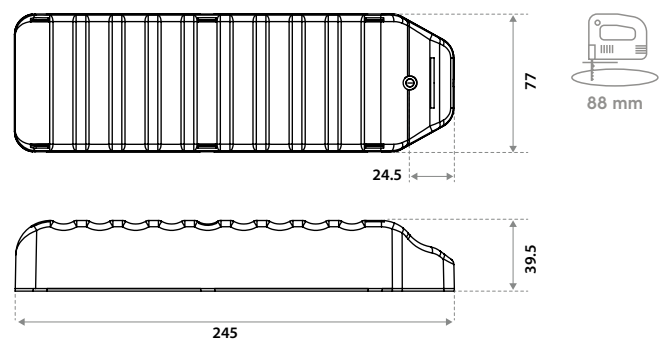
Emergency control



Battery Pack 1Hr



Battery Pack 3Hr



SPECIFICATIONS

Input Voltage	220-240V 50-60Hz
Emergency Wattage	2-4.5W
Safety Marks	EN 61000 / 61347 / EN61547
EMC compliance	EN55015
Operating temperature	0° - 45°C
Max. pcs for B16A	27 pcs
Inrush current	27A 250usec
IP rate	IP20
Environment	Indoor
Housing material	Polyamid
Expected Lifetime	4 years
Warranty	2 years
Battery type	Ni-Cd
Charging time	24 Hrs (max. 500x)
Length LED cable	350mm
Hole size for Indicator	Ø 9mm
Indicator green	No action needed

DIP-SWITCH	DIP-SWITCH	Working voltage during emergency (V _e)	Output current during emergency (I)	Power max. for LED modules
Special request	A	12 V cost.	200 ± 10%	24 W
Special request	B	24 V cost.	160 ± 10%	30 W
Special request	C	46 V cost.	60 ± 10%	50 W
Standard	D	9..58 V	200...30mA	-

ITEM SPECIFICATIONS [See pricelist 2022 page 52](#)

Description	Item code	Type	Battery capacity
EP 1Hr	185LVPS3EPI-4	incl. battery and lamp	7.2V -1.6 Ah
EP 3Hr	185LVPS3EP3-4	incl. battery and lamp	7.2V -4.0 Ah


All values are measured at 230V (+/- 7%).



Standard becomes custom

In 2022 we will introduce the new name for our custom-made business unit:

CUSTOM MADE



MIYO

Make it your own.

UNIQUE IN EVERY WAY

Do you wish that our product range could match your requirements a little better? We will always gladly suggest a suitable product for your needs. We are able to make simple adjustments to features such as colour or size, however we also don't shy away from more complex challenges either. We design fixtures specifically tailored to your requirements.

The luminaires from the collection are assembled to order in our social workshops and in-house workshops. This enables us to choose from a large stock of lighting components.

LET'S BE CREATIVE

Any of our existing parts can be used when creating a brand new design. Should special parts be required, we can quickly and easily have them made by our large network of suppliers.

As a result of this special division, we are able to offer a complete package. There is a wide choice of assorted and custom made products at competitive prices.



EXAMPLE: LINEA DS-F-SQ

Square replacement luminaire with low UGR and wireless dimming options. Made to size for a very specific ceiling hole. This way the customer didn't need to replace their entire ceiling, they just had to replace the old PL-C lighting fixtures. We even colour matched our new solution to the old ceiling colour.



Minimum order
of 50 units



Receive your quote
within 48 hrs



Average delivery
time is 6 weeks

Just give us a call
+31 (0)85 773 63 60

MIYO

Make it your own.




Examples of making it your own

CUSTOM MADE



CABLE TRUNKING ACCENT LIGHT

Cable trunking is used more and more. Not only for construction purposes, but also for a minimalistic aesthetic look in open spaces. Illuxtron MIYO was asked if a flexible and cost-effective spot could be created. Our solution was to use our Odion luminaire with special High CRI COB's. The use of our Flat-Cable system made electrical installation flexible and easy!



FLUXE 75 PENDANT

Illuxtron has the Cylinder CL 100 that is surface mounted, but it has a fixed height. For a project with a cove, we designed a flexible solution. We added a regular 75mm spot (Fluxe/Linea etc) to a tailor-made aluminium tube. We are now super flexible and can do different heights, colours or even pendant versions.

POINTER SPOT SM

The Pointer is an amazing recessed spot with a nearly invisible light source thanks to the special lens technology. But why not use it as a stylish surface mounted twin spot? By using our existing technology and custom made CNC parts we were able to fulfil the customers project requirements.



MIYO, LET'S BE CREATIVE!



Minimum order of 50 units



Receive your quote within 48 hrs



Average delivery time is 6 weeks

Just give us a call
+31 (0)85 773 63 60

Recommended dimmer list Illuxtron HV-FD downlights

DIMMING OF ILLUXTRON HV LED LUMINAIRES.

Dimming of LED luminaires can be a tricky business. There are no standards for LED dimming, there is no guarantee that any luminaire will work with any dimmer. Incompatibility between luminaires and dimmers can cause flickering, reduced dimming ranges, and can even cause damage and reduce the life span of the luminaire or the dimmer.

One general problem with LED luminaires is the occurrence of flickering. Illuxtron downlights do not flicker by themselves! They are not sensitive to most kinds of pollution present in electric power grids, such as harmonics and RCS signals. In combination with a dimmer, flickering can still occur for 3 main reasons:

1. The dimmer has a minimum load of say 50VA and there is less than 50 VA load from the luminaires. To solve this problem, select a dimmer with a lower minimum load.
2. There can be RCS signals on the power line that interfere with the dimmers' normal operation. In this particular case, select a dimmer with a built-in RCS filter or use an external RCS filter.
3. There can also be other powerline disturbances such as harmonics, which are caused by heavy motor drives or electric car chargers.

If filtering the power line is not effective enough, you can also use a UPS with a sinewave output to supply power to the light group.

Sometimes glowing can occur, even when the dimmer is turned off. This is mostly caused by current leakage through the dimmer. Workarounds for this are so-called dimmer compensators (e.g. Niko 310-0500X) which are connected in parallel over the luminaires.

Illuxtron HV LED downlights are different from general high voltage driverless LED luminaires. We offer some advantages over other HV LED downlights

Our HV downlights will not behave as a capacitive load. Through a special patented electronic circuit, they behave like a resistive load. This means the switching of the dimmer will not cause peak currents.

This has two major advantages:

- The maximum number of downlights that may be connected to a dimmer is only limited by the VA rating of the dimmer because there are no peak currents that affect the dimming behaviour.
- Generally speaking, there is no need to use special LED dimmers or trailing edge settings on a universal dimmer. E.g. an RL type leading edge dimmer (Feller 40600) works well with our HV-FD downlights. We have tested this dimmer with a load of 30 downlights of 10W each. The only drawback can be that this kind of dimmer requires a minimum load (e.g. 40 VA).

For this reason, our recommended dimmer list is different from the lists of other brands.

Over the years we have tested many dimmers with our luminaires. Test results are based on measurements in our laboratory. The recommendations in our dimmer list must be seen as a bit of advice, not a guarantee! Apart from that, dimmer manufacturers may change the dimmer's internal circuit without noticing us.

The absence of a dimmer in our list does not necessarily imply incompatibility.

If you have any questions about this, please contact our sales or R&D department.

For the latest information about our recommended dimmer list, see our website www.illuxtron.com

Dimmer operation modes:

Basically, there are three kinds of dimmer operation modes:

1. Flush mounted, rotary, or push-button operated dimmers
2. Remote controlled, wireless software or smartphone-operated dimmers e.g. Zigbee, BLE, etc.
3. Remote controlled, wired, push-button operated dimmers. E.g. DIN-rail

For each of these, you will find examples in our recommended dimmer list.

As this is a rapidly developing market, we keep our dimmer list up to date on our website.

Manufacturer	Product ID	Type	Power	Neutral	RCS	Range		
Flush mounted dimmers					1)	2)	min	max
1	ABB-Busch&Jaeger	6523 UR 103	RLC	2-400	X	x	0.2	100
2	CTM Lyng	MDimLed	LED	1-200	Y	x	0.0	100
3	Gira Berker Jung	1183 00/101	RL	20-500	X	?	0.0	99
4	Gira Berker Jung	1184 00/101	R	60-200	X	x	0.2	97
5	Legrand	0 02671	LED	3-75	Y	?	6.3	96
6	Legrand (Btinico)	L-N-NT4411N	LED	3-75	X	?	3.4	95
7	Lumiko /Klemko	D-PAF-200-LED	RC	1-200	X	x	0.0	98
8	Lutron	RRK-R25NE-240	LED	1-250	Y	x	0.1	98
9	Niko	310-0190X	Uni	5-325	Y	✓	0.0	98
10	Niko	310-0290X	LED	3-300	X	✓	0.1	99
11	Niko	310-0390X	Uni	3-200	X	✓	0.0	95
14	Feller	40600 RL	RL	20-300	X	x	0.0	96
15	Merten	SBD SPL	RL	9-100	X	?	0.2	100
16	Merten	SBD600 RL	RL	40-600	X	x	0.0	96
17	Simon Electric	DS9T2		5-315	Y	x	0.1	100
18	Unilamp/Belid	KDT 250 E-1	LED	5-250	X	?	0.7	98
19	Unilamp/Luzense	KTD-500 E4	LED	5-500	X	x	0.4	100
Wireless remote controlled dimmers (Bluetooth, Zigbee, RF)					1)	2)	min	max
20	Casambi	CBU-TED Bluetooth	RC	1-100	Y	x	0.1	100
21	Dimmax (Trump)	420BLE	RLC	1-380	Y			
22	Eaton LED	CDAU-01/04	RLC	0-250	Y	x	2.0	100
23	RAKO	RMT-500	RC	1-500	Y	✓	0.0	100
24	RAKO	RMT-PILL	RC	1-250	Y	✓	0.1	98
Wired remote control dimmers (pulse, Din-rail etc)					1)	2)	min	max
25	Dimmax (Trump)	420SL	RLC	1-200	Y	x	2.1	98
26	Eltako	EUD61NPN-UC	RLC	400	Y	x	2.9	95
27	Niko	330-0700(=330-0701)	LED	5-350	Y	✓	0.1	100
28	Qbus	Dim02SA/500	uni	2-500	Y	✓	0.1	100

1) Y = neutral required; X = no neutral required

2) x = sensitive to RCS signals e.g. flicker; ✓ = not sensitive to RCS

This list is based on measurements in a lab environment with nominal voltage, a different voltage may result in a different dimming range. Dimmermanufacturers may change the technical design of the dimmer without informing LED lamp suppliers. These changes can influence the performance of LED products. Illuxtron cannot be held responsible for inaccuracies in the compatibility lists due to technical changes in dimmers. Disclaimer: Illuxtron will not accept claims for any damage caused by implementing the recommendations in this document.

Definitions and abbreviations

HV-FD	High Voltage Flickerfree Dimming
LV	Low Voltage (constant current) incl. Power Supply (PSU)
LV-C	Low Voltage (constant current) excl. Power Supply (PSU)
Vf	Forward Voltage (Driver required which can handle this Vf)
CS	Supplied with concrete springs to be installed in concrete or gyproc ceilings (metal only with the right thickness)
GS	Supplied with gyproc springs to be installed in gyproc ceilings (metal only with the right thickness)
WS	Supplied with wire springs to be installed in gyproc and metal ceilings
COB	Chip On Board
UGR	Unified Glare Rating
CRI	Colour Rendering Index
PIR sensor	Motion sensor
AC LED	High Voltage LEDs (230V products)
CT technology	Colour Tune technology
DIP-switch	Manual adjustable switch (Dual in Line)
IP rate	Ingress Protection rating (water and dust protection)
IK rate	Impact protection rating
Efficacy	The actual lumen output in relation to the incorporated power system
Pf	Power Factor
W	Watt
K	Kelvin
MW	Colour: white
BL	Colour: black
EMC	Electromagnetic Compatibility
Tj	Junction Temperature
Ta	Ambient Temperature
Tc	Contact Temperature
Lm	Lumen





ILLUXTRON®

Edition 20220210.

Copyright © 2022, ILLUXTRON. All rights reserved. The information in this document is subject to change without prior notice. Check our website www.illuxtron.com for the most recent information.

Illuxtron International BV

Mercuriusweg 19

4382 NC Vlissingen

The Netherlands

info@illuxtron.com

+31 (0)85 773 63 60

www.illuxtron.com

